

Calculus

CAPITAL



Calculus VCT plc

Annual Report and Accounts

For the year ended 28 February 2021

(Company number 07142153)



About Calculus VCT plc

Our aim

Calculus VCT is a tax efficient listed company which aims to achieve long-term returns including tax-free dividends, for investors.

Investment objective

To invest primarily in a diverse portfolio of VCT qualifying UK growth companies whether unquoted or traded on AIM.

Investments are made selectively across a range of sectors in companies that have the potential for long term growth. Our investment is intended to support those companies to grow, innovate and scale up.

The Investment Objective has been historically met and the Company has enabled the delivery of target returns to date.

Dividend objective

Your Board aims to maintain a regular tax free annual dividend of 4.5% of NAV mindful of the need to maintain net asset value.

The ability to meet these twin objectives depends significantly on the level and timing of profitable realisations and cannot be guaranteed.

Contents

06

Strategic Report

06 Chairman's Statement

10 Manager's Review

14 Investment Portfolio

26 Business Review

30 Section 172 Statement

32

Board of Directors

34

The Manager

37

Directors' Report

42

Corporate Governance

48

Audit Committee Report

50

Directors' Remuneration Report

55

Directors' Responsibilities Statement

56

Independent Auditor's Report

63

Income Statement

64

Statement of Changes in Equity

66

Statement of Financial Position

67

Statement of Cashflows

68

Notes to of Accounts

86

Notice of Annual General Meeting

89

Shareholder Information

90

Glossary

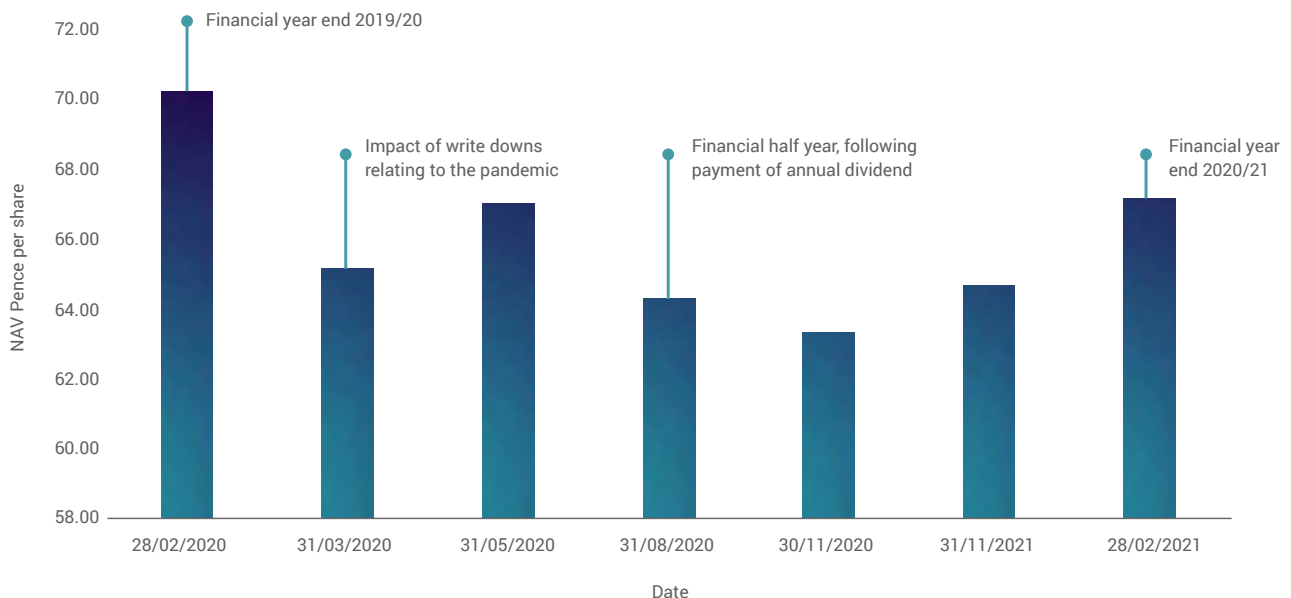
91

Company Information

**Prime Minister
Boris Johnson**
visiting Mologic



NAV performance during the year ended 28 February 2021



The audited net asset value per ordinary share as at 29 February 2020 was 70.2 pence per share. However, due to the effects of the global pandemic the NAV was revalued to 65.1 pence per share (unaudited) as of 31 March 2020. In July 2020, the Company's NAV reduced as a result of paying out a dividend of 3.20 pence per share. Since then, the Company's NAV has steadily been increasing towards our pre COVID-19 NAV position. As at the 28 February 2021 the audited NAV stood at 67.08 pence per share.

Key Dates 2021

Annual General Meeting:

8 July 2021

Dividend reinvestment scheme application deadline:

16 July 2021

Final dividend payment date:

30 July 2021

Company's half year end:

31 August 2021

Half yearly results:

Announced October 2021

Annual results for year to 28 February 2022:

Announced May 2022

Portfolio Review

| | 2021 £'000 | 2020 £'000 |
|---|---------------|---------------|
| Opening Portfolio Value | 14,309 | 11,593 |
| New and follow on investments made | 5,016 | 3,511 |
| Disposal Proceeds | (413) | (588) |
| Realised net gains or losses | 194 | 122 |
| Prior year unrealised (gains)/losses realised during the period | 122 | - |
| Unrealised Valuation movements | 404 | (329) |
| Closing Portfolio value | 19,632 | 14,309 |

Financial Highlights

| | Year to 28 February 2021 | Year to 29 February 2020 |
|------------------------------------|-----------------------------|-----------------------------|
| Net Asset Value per share | 67.08p | 70.20p |
| Annual yield* | 4.50% | 4.56% |
| Final dividend proposed | 3.02p | 3.20p |
| Total return/ (deficit) per share* | 0.98p | (2.58)p |
| Share price | 60.00p | 50.00p |
| Share price discount* | 10.55% | 28.77% |

Investment Portfolio Yield

| | 2021 £'000 | 2020 £'000 |
|------------------------------------|---------------|---------------|
| Loan interest | 143 | 121 |
| Total portfolio income in the year | 151 | 154 |
| Portfolio value at year end | 19,632 | 14,309 |
| Portfolio income Yield | 0.77% | 1.08% |

*These are Alternative Performance Measures (APM's) which have been defined in the glossary on page 90 of the Annual Report.

Strategic Report

The Strategic Report has been prepared in accordance with the requirements of Section 414A of the Companies Act 2006 (the “Act”).

Its purpose is to inform members of the Company and help them assess how the Directors have performed their legal duty under Section 172 of the Act, to promote the success of the Company for the benefit of the members as a whole and, in doing so, have a regard for the wider stakeholder interests.

Chairman’s Statement

I am pleased to present Calculus VCT plc’s (the Company) results for the year ended 28 February 2021. Amidst the ongoing global pandemic, it has been an active and resilient year for the Company with ten new investments made on behalf of the qualifying portfolio and over £4.3m new Ordinary shares allotted during the year.

Results for the year

The Company invests in a diverse portfolio of established UK growth companies whether unquoted or traded on AIM. Our investments are intended to support those companies to grow, innovate and scale up. Simultaneously, the Company aims to achieve long-term returns, including tax-free dividends, for investors through its Investment Manager, Calculus Capital Limited (Calculus Capital), who have demonstrated their experience in a range of successful exits. The Board aims to maintain a regular tax free annual dividend of 4.5 per cent whilst also maintaining the net asset value.

The net asset value per Ordinary share at 28 February 2021 was 67.08 pence, compared to 70.20 pence as at 29 February 2020, this is after paying a dividend of 3.20 pence per share. Since the February 2020 year end, the NAV per share was revalued to 65.07 pence as announced in March 2020 due to the effects of the global pandemic, however, despite the ongoing disruption due to COVID-19 and the continuing challenges it presents, the Board is pleased with the resilience of the Company’s

portfolio and the positive uplifts in the valuations of a number of portfolio companies.

The most significant movement in the qualifying portfolio on the upside was C4X Discovery plc (C4XD), which increased the NAV by £0.7m. C4XD is a drug discovery and development company that uses cutting-edge software technology to design and develop drug candidates. C4XD’s licensed candidate, a non-opioid drug for the treatment of opioid use disorder, which has potential milestones for C4XD of up to a further \$284m beyond the \$10m payment received in 2018, progressed well with the commencement of Phase 1 clinical trials. These are expected to complete in May 2021. In October 2020 C4XD raised £15m in a placing on the AIM market. In April 2021, after the year end, the company announced its second significant licensing agreement, with Sanofi, a global pharmaceutical company. Sanofi, using C4XD’s technology, will develop and look to commercialise the programme to provide an oral therapy for a variety of autoimmune diseases. Under the agreement, C4XD will receive an upfront payment of €7m and could receive up to a further €407m in milestones, in addition to single digit royalties.

Scancell is an immuno-oncology company with a primary focus to develop innovative immunotherapies for cancer that stimulate the body’s own immune system. Scancell made headline news when the Daily Telegraph featured Scancell’s work on developing a universal vaccine that has a greater prospect of working on all COVID-19 variants by targeting the core of the virus instead of just the spike protein. If successful, a new vaccine could be available in as little as a year. The rise in the share price for Scancell has translated into a £0.4m increase in the NAV.

Genedrive, a molecular diagnostics company has uplifted the NAV by £0.4m during the financial year, primarily due to its contribution to develop the Genedrive 96 SARS-CoV-2 Kit which is now CE-IVD marked and available for sale across the European Union and the UK. The Company is pleased to announce that it has recently sold its holdings in Genedrive for a 2.8x return since its acquisition from the Neptune-Calculus Income and Growth VCT plc in September 2017. The majority of the disposal occurred in February and the remaining shares were disposed of post year end in March.

Arecor, Cloud Trade, Essentia Analytics, Fiscaltec, Oxford Biotherapeutics, Mologic, Raindog Films and

Wonderhood also saw their valuation increase over the year. Altogether these valuation improvements added a further £0.7m to the Company's NAV per share. Further details of the Company's significant investments can be found on page 14 to 25 of the Annual Report.

Conversely, during the year, Arcis Biotechnology's portfolio of technologies did not transition into material commercial opportunities. As a result, the Company has prudently reduced the NAV by £0.3m. The Company continues to monitor Arcis closely and will revalue the company on a periodic basis when other commercial prospects arise.

Money Dashboard (formerly The One Place Capital), a personal finance management web and mobile app, has also seen its value decrease, reducing the NAV by £0.2m. The fall stems from challenges arising from additional controls which the banks have implemented to the open banking directive introduced by the Government. For example, requiring external app users to re-authenticate every 90 days. This has made scaling the Money Dashboard user base more difficult than anticipated.

Further information on the portfolio can be found in the Manager's report following this statement.

Impact of COVID-19 and NAV movement

The impact of the economic challenges caused by the pandemic on the NAV has been mitigated due to several factors. The Company has been shielded to a degree by holding a significant portion of its assets in cash, and although some portfolio companies were adversely affected by the impact of COVID-19, the valuations in several life sciences companies (as mentioned above) have benefited from a general rerating of the life sciences sector and, in some cases, by developing products to aid the fight against COVID-19.

The NAV as of 29 February 2020 was 70.20 pence, however as the impact of COVID-19 was felt a few weeks later, the NAV was subsequently revalued to 65.07 pence. As of the 28 February 2021 the NAV rose to 67.08 pence, an increase of 3 per cent since March 2020. Given the ongoing disruptions and uncertainties in the current economic climate, the Board is pleased with the Company's performance.

The most recent unaudited NAV available at the time of publishing these accounts is 67.31 pence per share as at 31 March 2021.

Venture Capital Investments

Calculus Capital Limited manages the portfolio of VCT qualifying investments made by the Company.

The Company invested £3.8 million in six new investments and £1.2 million in four follow on investments during the year ended 28 February 2021. New and follow-on investments are set out in the Manager's review on page 10.

Issue of new Ordinary shares

The offer for subscription for Ordinary Shares that opened on 24 September 2019 and closed on 28 August 2020 received aggregate subscriptions from the issue of Ordinary shares of £4.7 million.

On 8 September 2020, a new offer was launched. The Company had issued shares for £1.6 million of subscriptions under this offer by the end of the financial year. Of the £4.3 million total new share issues in the year ended 28 February 2021, £2.7 million took place under the offer that closed on 28 August 2020.

On 1 April 2021 the Company issued a further 7.1 million shares at an average issue price of 65 pence per share.

From September 2019 more than £10 million was raised in share issues, funds generated have and will be used in the investment of enterprises with growth potential. The current offer will close on 27 August 2021.

Share buybacks

During the year, 73,209 shares at a consideration of £44,846 were bought back for cancellation. In keeping with its policy for returning funds to shareholders, the Company will continue to consider opportunities for buybacks in the coming year. The total shares bought back represent 0.23 per cent of the total holdings during the year ended 28 February 2021.

The share buy backs are timed to avoid closed periods.

Dividend

The Directors are pleased to announce a final dividend of 3.02 pence per Ordinary share to be paid to all Ordinary shareholders.

Subject to shareholder approval, the Ordinary share dividend will be paid on 30 July 2021 to shareholders on the register on 2 July 2021. The deadline for the Scheme Administrator to receive any applications under the dividend reinvestment scheme is 16 July 2021.

Board succession

In the July 2020 AGM, Kate Cornish-Bowden stepped down from the board after nine years of service, The Board would like to thank Kate for her invaluable contribution as a member of the Board and Chair of the Audit Committee. On the same date Janine Nicholls was appointed as a non-executive director and has been chairing the Audit Committee. Janine is a chartered accountant with over 20 years' experience in private equity across investment, operations and governance roles. The Board is pleased to welcome Janine to the Company.

Developments since the year end

As mentioned above the Company sold its remaining shares in Genedrive on 3 March 2021 for a consideration of £88,021.

Axol Bioscience Ltd, an established provider of stem cells produced from reprogrammed human blood and tissue cells, and CENSO Biotechnologies, a cell biology CRO, merged on the 19 March 2021. The new entity will become a leading provider of product and service solutions in the induced pluripotent stem cell (iPSC)-based neuroscience, immune cell, and cardiac disease modelling, drug discovery and screening within pharma and biotechnology companies. On 1 April 2021, the Company invested £650,906 in CENSO Biotechnologies.

On the 29 March 2021, the company made a £375,000 investment into Invizius. Invizius addresses the side effects of dialysis patients. Currently, life expectancy on dialysis is just one-third of normal, and half of patients die from cardiovascular complications. A significant problem is that the immune system sees the dialysis filter as a foreign body, creating inflammation that damages the cardiovascular system over time. Invizius's H-Guard™ product is a powerful anti-inflammatory that can be used to coat the filter surface to 'hide' it and prevent an immune response. The innovative technology also has potential for use with devices such as heart and lung machines, stents, and grafts or in organ and cell transplants.

As mentioned above, since the year end the Company has made a further allotment of Ordinary shares. On 1 April 2021, a further 7.1 million Ordinary shares were allotted at an average price of 65 pence per share.

Cornerstone FS plc was listed on the AIM market on 6 April trading at 61.5 pence per share.

The Company made a follow-on investment of £50,000 into Arcis Biotechnology holdings on 30 April 2021.

On 10 May 2021, the Company's holdings in Open Orphan plc were fully divested for a consideration of £100,000 resulting in a 1.8x return.

Outlook

The recovery of the UK economy could be hampered by a spread of new variants of the COVID-19 virus, however, more than 57 million people in the UK have received at least one dose of a coronavirus vaccine - part of the biggest inoculation programme the country has ever launched. It is hoped that by summer all adults would have been offered the vaccine, easing national restrictions, and paving the way for more normal trading conditions to return. The impact of COVID-19 has been significant across UK society and the UK economy. The Board was reassured by the swift reaction of the Investment Manager (the Manager) and the team's increased engagement with investee companies in the early stages of the pandemic. Despite these challenges, we ended the year strongly with some notable successes in our current portfolio and in the exits we have achieved.

COVID-19 has presented unprecedented challenges to the country and the economy. As we emerge from the impact of the pandemic, the UK remains one of the most entrepreneurial and supportive economies in which to start and grow a business. The Calculus VCT invests primarily in sectors experiencing long term structural growth and in companies which can demonstrate a potential for market leadership. Your Board believes that our Company has an important contribution to make in helping to rebuild UK economic activity by continuing to back the growth and scale-up of promising smaller companies, with both capital and expertise.

Despite the difficult economic conditions presented by this pandemic, the Company is pleased to announce that the VCT has successfully fund raised over £10 million since September 2019.

Calculus Capital is a long-term investor, actively identifying attractive investment opportunities. As such, the Manager will continue to deploy capital to proactively support companies through these challenging times and to invest in selective new opportunities which may arise.

Your Board is focused on consistently delivering value for shareholders over the long-term by investing in high potential businesses and building a well-diversified portfolio.



Jan Ward

Chairman

20 May 2021

Trudie Styler and Celine Rattray
Co Founders of Maven Screen Media



Photo credit: Max Miechowski

Manager's Review

(NAV Breakdown)

The net assets of £21.1 million break down as follows:

| Asset class | NAV (£000s) | % of NAV | Number of investee companies/funds |
|---|---------------|---------------|------------------------------------|
| Unquoted company investments | 12,207 | 57.96 | 31 |
| AIM traded company investments | 1,758 | 8.35 | 5 |
| Liquidity Fund investments | 5,667 | 26.91 | 3 |
| Other Liquid assets (debtors and creditors) | 1,428 | 6.78 | – |
| Totals | 21,060 | 100.00 | 39 |

During the year, the Company made ten qualifying investments, seeking to build a diversified portfolio. These included six new investments and four follow on investments in existing portfolio companies.

New Investments

Maze Theory Limited

In April 2020 the Company invested £380,000 in Maze Theory Limited. Maze Theory is a digital entertainment studio focusing on the creation and development of immersive entertainment experiences and games across multiple platforms, including Virtual Reality (VR), PC, Console and Mobile. Maze Theory has an impressive team in place, with a proven track record of developing and launching successful games. The Company was attracted by Maze Theory's ability to secure high profile IP, resulting in a strong slate of reputable titles, each of which has high commercial capabilities. Titles secured so far include 'Dr. Who, The Edge Of Time', 'Dr Who, The Lonely Assassins, 'Dr Who, The Edge of Reality' and 'Peaky Blinders, The Kings Ransom'. The team's ability to develop games across multiple platforms provides diversification, as well as exposure to larger markets.

Rotageek Limited

In May 2020, the Company invested £530,000 in Rotageek Limited. Rotageek uses cloud-based technology and automatic scheduling to help multi-site businesses manage and schedule staff to meet demand, drive efficiency and reduce costs. The tool uses machine learning to identify patterns which may otherwise go unnoticed, and its apps make it easier for staff to swap and cover shifts and know when they are working. The company provided free trials of its proprietary solutions to the NHS to assist in supporting medical teams which are facing exceptionally complex scheduling problems during the COVID-19 crisis.

Maven Screen Media Limited (Maven)

In August 2020, the Company invested £798,000 in Maven Screen Media Limited. Maven is a leading media and entertainment development and production company, founded by experienced producers Celine Rattray and Trudie Styler. The founders have established track records for producing award-winning, commercially successful films with worldwide reach and top-tier talent attached. Specifically, Maven recognises that women are underrepresented both in front of and behind the camera and is therefore dedicated to increasing representation of female content creators and female-centred stories.

Home Team Content Limited

In September 2020 the Company invested £648,000 in Home Team Content, a film and TV production company founded by two of the U.K.'s most exciting young producers, Dominic Buchanan (BAFTA, Royal Television Society and Peabody Award-winning "The End of The F***ing World") and Bennett McGhee (Berlin film Festival's 2020 FRIPRESCI winner, "Mogul Mowgli"). Home Team's intention is to identify and develop under-represented creatives and nurture exciting voices- primarily, but not restricted to, filmmakers of colour and women filmmakers of all ethnicities, through interactive as well as traditional film and TV platforms.

Thanksbox Limited (Mo)

In October 2020, the Company invested £620,000 in Thanksbox Limited. Thanksbox Limited whose trading name is "Mo" provides proprietary technology to help organisations reduce employee churn and improve employee engagement and satisfaction. Mo's core product, 'Moments', is an intra company social media platform that builds awareness of employees' achievements at work. The company has built a strong product and now works with 20+ customers, including well known organisations such as SHL and William Hill.

eConsult Health Limited (eConsult)

In February 2021, the Company invested £750,000 in eConsult Health Limited. eConsult works as an online portal to a GP practice, allowing clinicians to determine the right care pathway more efficiently for patients, benefiting the GP practices by releasing capacity and reducing costs. eConsult is driven by a proprietary, clinician led bank of 10,000+ questions produced using evidence-based medicine, NICE guidance, Clinical Knowledge Summaries and NHS. UK sources. It efficiently records patient details, case history, symptoms, and provides them to the GP in a concise format where they are processed in 2-3 minutes. Research shows that 70% of requests are closed without the need for a face-to-face appointment.

Follow on Investments

Wazoku Limited

In June 2020, the Company invested £120,000 in Wazoku. Wazoku is an idea management company with

an impressive client list including the United Kingdom Ministry of Defence (MoD), Waitrose, Microsoft and HSBC. The Wazoku collaborative idea management platform helps organisations transform raw ideas generated by the workforce into actionable innovation, with the aim of realising untapped business opportunities, identifying areas for improvement, making savings and boosting revenue. More information on Wazoku can be found on page 24.

MIP Diagnostics Limited

Also in June 2020, the Company invested £300,000 in MIP Diagnostic Limited. MIP Diagnostics is a novel affinity reagent company which produces various forms of Molecularly Imprinted Polymers (MIPs) and NanoMIP, sometimes called 'synthetic antibodies'. The synthetic antibodies make ideal reagents for a wide range of applications including point-of-care diagnostics and in field-based testing. More recently, MIP Diagnostics has developed a nanoMIP to the Receptor Binding Domain (RBD) of the SARS-COV-2 coronavirus Spike Protein. The nanoMIP targets a portion of the RBD domain, unique to the SARS-COV-2 version of the virus, maximizing specificity when used in COVID-19 diagnostic assays.

Arecor Limited

In October 2020, the Company invested £533,000 in the form of loan notes in Arecor Limited. Arecor is a life sciences company focused on developing superior biopharmaceutical products via the application of its patented Arestat™ formulation technology platform. Arestat™ enables the company to develop future medicines from existing therapies, across all disease indications and at any stage of a drug lifecycle. More information on Arecor can be found on page 20.

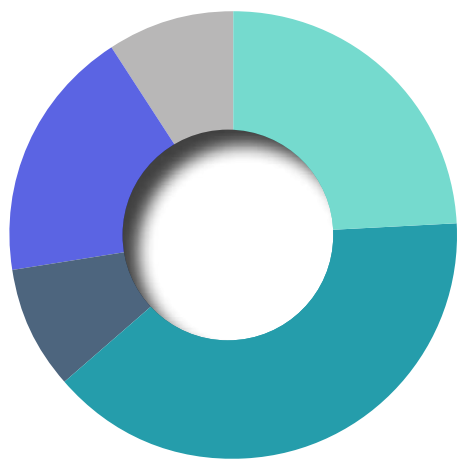
Arcis Biotechnology Limited

During the year, the Company invested £337,000 in Arcis Biotechnology Limited. Arcis provides highly advanced sample preparation technology which is seeking to improve Molecular Diagnostics testing by extracting and preserving fragile DNA and RNA biomarkers. Arcis' technology allows the extraction of DNA and RNA from various sample types (human, animal, plant or pathogen) in under three minutes, which is significantly faster than the current laboratory standards.

Chris McCullough
CEO of Rotageek

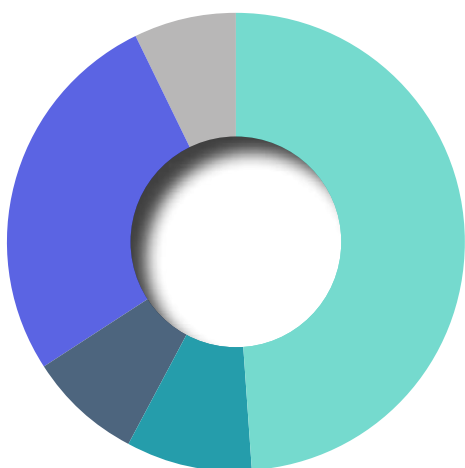


Investment Diversification at 28 February 2021



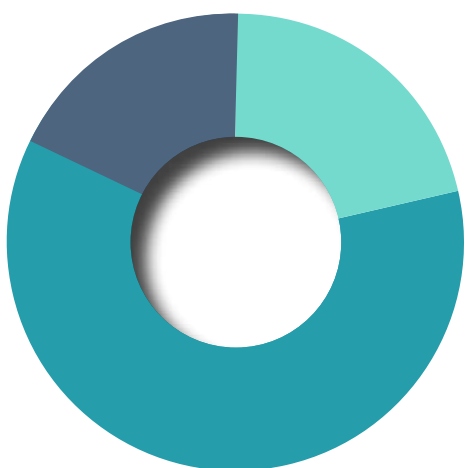
Sectors by investment cost

| | |
|------------|-----|
| Healthcare | 24% |
| Technology | 40% |
| Industrial | 9% |
| Media | 18% |
| Energy | 9% |



Total assets by value

| | |
|-----------------------------|-----|
| Unquoted company equity | 49% |
| Unquoted company loan stock | 9% |
| AIM traded equity | 8% |
| Liquidity fund investments | 27% |
| Other liquid assets | 7% |



Holding period of qualifying investments by value

| | |
|-----------------------|-----|
| Less than 1 year | 19% |
| Between 1 and 5 years | 64% |
| Greater than 5 years | 17% |

Investment Portfolio

Largest holdings by value

Three of the Company's ten largest investments are currently in liquidity funds. Details of the ten largest qualifying investments and of the liquidity funds are set out below.

| Investment | Book Cost £'000 | Valuation £'000 | % of investment portfolio |
|--|--------------------|--------------------|------------------------------|
| Top AIM Investment | | | |
| C4X Discovery plc | 599 | 1,013 | 5.2 |
| Top Unquoted Equity Investments | | | |
| Maven Screen Media Limited | 798 | 837 | 4.3 |
| eConsult Health Limited | 750 | 750 | 3.8 |
| Blu Wireless Technology Limited | 450 | 745 | 3.8 |
| Arecor Limited | 633 | 692 | 3.5 |
| Home Team Content Limited | 648 | 648 | 3.3 |
| Oxford BioTherapeutics Limited | 350 | 645 | 3.3 |
| Thanksbox Limited | 620 | 620 | 3.2 |
| Wazoku Limited | 420 | 593 | 3.0 |
| Rotageek Limited | 530 | 591 | 3.0 |
| Other Unquoted Equity Investments | | | |
| Other unquoted equity investments | 7,423 | 6,086 | 30.9 |
| Other AIM Investments (quoted equity) | | | |
| Other AIM investments | 459 | 745 | 3.8 |
| Quoted Funds | | | |
| Fidelity Sterling Liquidity Fund | 1,883 | 1,905 | 9.7 |
| Aberdeen Sterling Liquidity Fund | 1,882 | 1,882 | 9.6 |
| Goldman Sachs Liquidity Funds | 1,880 | 1,880 | 9.6 |
| Total Investments | 19,325 | 19,632 | 100.0 |

Calculus Capital Limited manages the portfolio of qualifying Investments made by the Company. To maintain its qualifying status as a Venture Capital Trust, the Company needed to be greater than 80 per cent invested in qualifying Investments by the end of the relevant third accounting period and to maintain it thereafter. At 28 February 2021, the qualifying percentage for the relevant funds was 85 per cent.

Dominic Buchanan and Bennett McGhee
Co Founders of Home Team Content



C4X Discovery PLC ('C4XD')

C4X Discovery (C4XD) is a drug discovery and development company that uses cutting-edge technology to design and create drug candidates. C4XD has programmes across several therapeutic areas including inflammation, neurodegeneration, immune-oncology and diabetes. In October 2020, C4XD raised £15m in a placing on the AIM market. As mentioned in the Chairman's Statement, C4XD's licensed candidate, a non-opioid drug for the treatment of opioid use disorder, which has potential milestones for C4XD of up to a further \$284m beyond the \$10m payment received in 2018, has progressed well with the commencement of Phase 1 clinical trials, which are expected to complete in May 2021. Indivior, the licensee,

has announced that it is focusing its R&D on, amongst others, the C4XD candidate. In April 2021, after the financial year end, the company announced its second significant licensing agreement, with Sanofi, a global pharmaceutical company, in respect of its pre-clinical IL-17A inhibitor programme. Sanofi, using C4XD's technology, will develop and look to commercialise the programme to provide an oral therapy for a variety of autoimmune diseases including psoriasis and psoriatic arthritis. As mentioned earlier, under the agreement C4XD will receive an upfront payment of €7m and could receive up to a further €407m in milestones, in addition to single digit royalties.

| Latest Results (group) | 2020 £'000 Audited | 2019 £'000 Audited |
|-----------------------------------|--------------------------|--------------------------|
| Year ended | 31 Jul | 31 Jul |
| Turnover | - | - |
| Pre-tax loss | (9,579) | (13,622) |
| Net assets | 8,066 | 7,013 |
| Valuation basis: BID Price | | |

| Investment Information | 2021 £'000 | 2020 £'000 |
|--------------------------------------|---------------|---------------|
| Total cost | 599 | 599 |
| Income recognised in year/ period | - | - |
| Equity valuation | 1,013 | 318 |
| Loan stock valuation | - | - |
| Total valuation | 1,013 | 318 |

Total equity held by Calculus VCT plc: 1.3 per cent;

Total equity held by funds managed by Calculus Capital Limited: 4.1 per cent.

Maven Screen Media Limited (‘Maven’)

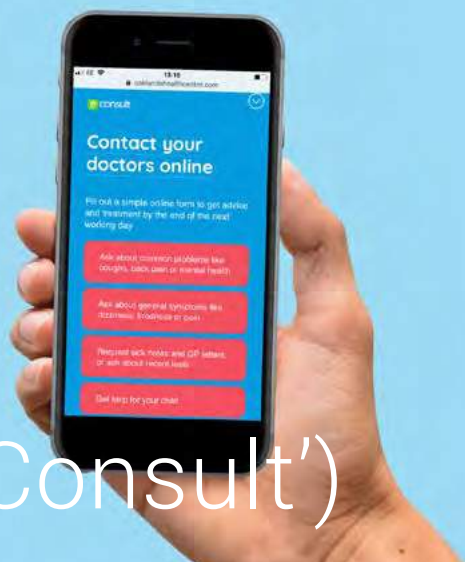
Maven Screen Media was co-founded by experienced producers Celine Rattray and Trudie Styler. The founders have established track records for producing award-winning content, commercially successful films with worldwide reach and top-tier talent attached. Their productions have launched and received prizes at Cannes, Sundance, and TIFF Film Festivals, as well as Oscar®, Golden Globe, BAFTA, British Independent Film, and London Critics Circle Awards. In August 2020, Calculus invested £2.05 million (£798k from Calculus VCT plc) to fund the company’s expansion into production for television and

digital, including short-form content. Maven is dedicated to increasing representation of female content creators and female-centred stories. Its development slate demonstrates its commitment to having strong female leads, with unique narratives that address social issues and inspire change. In March 2021, Maven wrapped shooting of Infinite Storm, a survival thriller film project, starring two-time Oscar nominee, Naomi Watts, in the lead role alongside Oscar nominee Sophie Okonedo and Billy Howle. Maven begins shooting on Days of Abandonment with Oscar winner, Natalie Portman in July 2021.

As Maven was incorporated in February 2020 its financials were not available at the time of publication of the Company’s annual report.

| Latest Results (group) | Unaudited 2020 £'000 | Audited 2019 £'000 | Investment Information | £'000 |
|---|----------------------|--------------------|----------------------------------|------------|
| Year ended | 28 Feb | 28 Feb | | |
| Turnover | n/a | n/a | Total cost | 798 |
| Pre-tax (loss)/profit | n/a | n/a | Income recognised in year/period | - |
| Net assets | n/a | n/a | Equity valuation | 837 |
| Valuation basis: | | | Loan stock valuation | - |
| Price of recent investment calibrated with discounted cash flow | | | Total valuation | 837 |

Total equity held by Calculus VCT plc: 9.2 per cent;
Total equity held by funds managed by Calculus Capital Limited: 23.8 per cent.



eConsult Health ('eConsult')

eConsult works as an online portal to GP practices, allowing clinicians to determine the right care pathway for patients, releasing capacity and reducing costs. eConsult is driven by a proprietary, clinician led bank of 10,000+ questions produced using evidence-based medicine, NICE guidance, Clinical Knowledge Summaries and NHS.UK sources. It efficiently records patient details, case history, symptoms, and provides them to the GP in a concise format where they are processed in 2-3 minutes. Research shows that 70% of requests are closed without the need for a face-to-face appointment. Rapid adoption of eConsult's solution started in 2016 following

the introduction of centralised government funding for online consultation, this was significantly accelerated by the COVID-19 pandemic in 2020. eConsult is now live in over 3,200 NHS GPs, providing coverage to nearly 30 million patients. It is now the largest provider of GP digital triage systems to the NHS. Calculus contributed £1.5m to a £7 million investment into eConsult in February 2021. The investment will be used to develop further the Company's leading position within NHS primary care and to support the rollout of the Company's Urgent and Emergency Care tool, eTriage, and hospital outpatient triage tool, eSpecialist.

| Latest Audited Results (group) | Unaudited 2020 £'000 | Unaudited 2019 £'000 |
|---|----------------------|----------------------|
| Year ended | 31 Mar | 31 Mar |
| Turnover | 3,093 | 2,124 |
| EBITDA | (83) | (289) |
| Net assets | (123) | (115) |
| Valuation basis: | | |
| Price of recent investment calibrated with multiples and discounted cash flow | | |

| Investment Information | £'000 |
|----------------------------------|------------|
| Total cost | 750 |
| Income recognised in year/period | - |
| Equity valuation | 750 |
| Loan stock valuation | - |
| Total valuation | 750 |

Total equity held by Calculus VCT plc: 2.3 per cent.

Total equity held by funds managed by Calculus Capital Limited: 4.6 per cent.



Blu Wireless Technology Limited (‘Blu Wireless’)

Blu Wireless provides the technology to allow data to be transmitted wirelessly at very high, fibre-like, speeds. Blu Wireless are addressing the challenge of building cost effective 5G networks, rolling out fibre-like broadband to businesses and homes, reliable connectivity on high-speed transport and perimeter security and vehicle to vehicle applications for the defence and security industries. The company’s key partnership with FirstGroup, expected to significantly boost

the quality of connectivity on trains, has advanced further during the year. Whilst there have been some delays because of COVID-19, roll-out is expected on both the South West and West Coast franchises during 2021 and there is interest in the technology from other UK and overseas rail companies. In addition, Blu Wireless has made advances in the defence and security sector with significant interest from US, UK and European defence bodies.

| Latest Results (group) | Audited 2020 £'000 | Audited 2019 £'000 |
|---|--------------------|--------------------|
| Year ended | 31 Dec | 31 Dec |
| Turnover | 6,097 | 2,248 |
| Pre-tax loss | (5,433) | (10,489) |
| Net assets | 2,884 | 4,997 |
| Valuation basis: | | |
| Price of recent investment calibrated by discounted cash flow | | |

| Investment Information | 2021 £'000 | 2020 £'000 |
|----------------------------------|------------|------------|
| Total cost | 450 | 450 |
| Income recognised in year/period | - | - |
| Equity valuation | 745 | 745 |
| Loan stock valuation | - | - |
| Total valuation | 745 | 745 |

Total equity held by Calculus VCT plc: 1.4 per cent.

Total equity held by funds managed by Calculus Capital Limited: 13.0 per cent.

Areacor Limited ('Areacor')

Areacor is a life sciences company focussed on the development of superior biopharmaceutical products via the application of its patented Arestat™ formulation technology platform. In addition to a strong pipeline of partnership opportunities, Areacor is using its pipeline to develop a portfolio of proprietary products for diabetes care. During 2020, Areacor published Phase I trial data showing that the Areacor Ultra-Rapid Acting Insulin performed better than current rapid acting insulins (both on the market and in development) and in December 2020, Areacor commenced Phase I trials of its Ultra-Concentrated Rapid Acting Insulin, for which preliminary results are anticipated in H2 2021. In addition to its own portfolio of therapeutics, Areacor also partners with leading

pharmaceutical and biotech companies, delivering to them reformulations of their proprietary products. In doing so, such businesses can deliver improved products to patients as well as strengthen their patent protection and commercial market access in an increasingly competitive market.

During 2020, Areacor received a further milestone payment in respect of its first licence, announced two collaborations with Hikma Pharmaceuticals and entered into a new licence agreement with Inhibrx. In November 2020, Calculus VCT plc invested £0.5m in the form of a convertible loan as part of a £2.0m round. The company is exploring financing options during 2021 and there appears to be significant interest from a range of investors.

| Latest Results (group) | 2020 £'000 Audited | 2019 £'000 Audited |
|---|--------------------------|--------------------------|
| Year ended | 31 Dec | (7 months) 31 Dec |
| Turnover | 1,722 | 989 |
| Pre-tax loss | (3,201) | (1,474) |
| Net assets | 907 | 3,138 |
| Valuation basis: | | |
| Price of recent investment calibrated by discounted cash flow | | |

| Investment Information | 2021 £'000 | 2020 £'000 |
|----------------------------------|---------------|---------------|
| Total cost | 633 | 100 |
| Income recognised in year/period | 14 | - |
| Equity valuation | 159 | 144 |
| Loan stock valuation | 533 | - |
| Total valuation | 692 | 144 |

Total equity held by Calculus VCT plc: 0.67 per cent.

Total equity held by funds managed by Calculus Capital Limited: 13.4 per cent.

Home Team Content ("Home Team")

Home Team Content is an independent production company, co-founded by experienced producers Dominic Buchanan and Bennett McGhee. Prior to Home Team, Dominic was most recently an executive producer on the break-out Channel 4 and Netflix co-production, *The End of the F***ing World*. The show has won multiple accolades, including the 2020 BAFTA TV Award for Best Drama Series. Bennett McGhee established Silvertown Films in 2015, an independent film and television production company, which was the recipient of the British Film Institute's Vision Award in its first year. Home Team will

harness the reputations of its two producers in identifying and developing under-represented creatives and new voices – primarily, but not restricted to, filmmakers of colour and women filmmakers of all ethnicities, through interactive as well as traditional film and television platforms. In September 2020, Calculus invested £775,000 (£648,000 from Calculus VCT plc) to fund Home Team's exciting development slate, which is expected to advance significantly in 2021. Home Team are expanding their team, hiring a Senior Development Executive in March 2021.

As Home Team was incorporated in April 2020 its financials were not available at the time of publication of the Company's annual report.

| Latest Results (group) | Unaudited 2020 £'000 | Audited 2019 £'000 | Investment Information | £'000 |
|---|----------------------|--------------------|----------------------------------|------------|
| Year ended | 30 Apr | 30 Apr | | |
| Turnover | n/a | n/a | Total cost | 648 |
| Pre-tax (loss) / profit | n/a | n/a | Income recognised in year/period | - |
| Net assets | n/a | n/a | Equity valuation | 648 |
| Valuation basis: | | | Loan stock valuation | - |
| Price of recent investment calibrated by discounted cash flow | | | Total valuation | 648 |

Total equity held by Calculus VCT plc: 18.4 per cent.

Total equity held by funds managed by Calculus Capital Limited: 21.9 per cent.

Oxford BioTherapeutics Limited ('OBT')

Oxford BioTherapeutics (OBT) is a clinical stage oncology company committed to the discovery and development of novel therapies for various cancer types. 2020 was an encouraging year for OBT, beginning in January with the announcement of the initiation of the dose escalation portion of its US Phase I trial for OBT076, an experimental treatment for women with high-risk HER2 negative breast cancer, as well as other specific solid tumours. In addition, in October, building on the existing partnership with the company, OBT established a new collaboration with Boehringer Ingelheim (BI). In January 2021,

OBT established a new research collaboration with global cell therapy leader, Kite Pharma. OBT received upfront milestones and full-time equivalent funding for its activities under each collaboration. The continued progression of the existing collaboration with BI, alongside the announcement of new deals with BI and Kite Pharma, are an encouraging validation of OBT's development platforms and provide significant non-dilutive capital to support the continued development of the proprietary therapeutic leads, the progression of which is key to a successful exit.

| Latest Results (group) | Audited 2020 £'000 | Audited 2019 £'000 |
|-------------------------|--------------------|--------------------|
| Year ended | 31 Dec | 31 Dec |
| Turnover | 5,599 | 2,154 |
| Pre-tax (loss) / profit | (3,678) | (6,961) |
| Net assets | (4,574) | (5,691) |
| Valuation basis: | | |
| Discounted cash flow | | |

| Investment Information | 2021 £'000 | 2020 £'000 |
|----------------------------------|------------|------------|
| Total cost | 350 | 350 |
| Income recognised in year/period | - | - |
| Equity valuation | 645 | 277 |
| Loan stock valuation | - | - |
| Total valuation | 645 | 277 |

Total equity held by Calculus VCT plc: 0.7 per cent;

Total equity held by funds managed by Calculus Capital Limited: 3.5 per cent.



Thanksbox Limited ("Mo')

Thanksbox Ltd trading as "Mo" provides a SaaS (Software as a Service) platform to help organisations improve their culture, connect their people, and improve employee engagement. Mo has developed a deep understanding of what matters to the people at work and focusses its efforts on building value in organisations from the bottom up. Mo's core product, 'Moments', captures moments of appreciation, recognition, inspiration, success, and helps build connections between colleagues. The platform

provides the means to distribute monetary and non-monetary rewards, nominate employees for awards and collect and vote on ideas to improve the company. The product is used in more than 45 countries around the world and with well-known organisations such as SHL, the O2 and William Hill. Calculus Capital led a £3.0m new investment round in October 2020 with the continued support of the Northern VCTs managed by Mercia Fund Management, which first invested in Mo in 2018.

| Latest Results (group) | 2020 £'000 Unaudited | 2019 £'000 Audited |
|---|----------------------------|--------------------------|
| Year ended | 31 Dec | 31 Dec |
| Turnover | 725 | 618 |
| Pre-tax loss | (1,721) | (1,925) |
| Net assets | 1,630 | 556 |
| Valuation basis: | | |
| Price of recent investment calibrated by multiples and discounted cash flow | | |

| Investment Information | 2021 £'000 |
|----------------------------------|---------------|
| Total cost | 620 |
| Income recognised in year/period | - |
| Equity valuation | 620 |
| Loan stock valuation | - |
| Total valuation | 620 |

Total equity held by Calculus VCT plc: 4.5 per cent;

Total equity held by funds managed by Calculus Capital Limited: 12.2 per cent.

Wazoku Limited ('Wazoku')

With an impressive client list such as Waitrose, HSBC and MoD, Wazoku's software allows large companies and organisations to capture and develop the ideas and innovations latent within the workforce. Calculus VCT invested £300,000 in Wazoku Ltd in April 2019 as part of £2.5m investment round and a further £120,000 in June 2020 as part of £1.0m investment round on the back of strong growth. Wazoku's market leading platform and suite of support services enables firms to innovate at scale. Successful innovation requires not only capturing ideas, but also collating, analysing and implementing them. Wazoku's

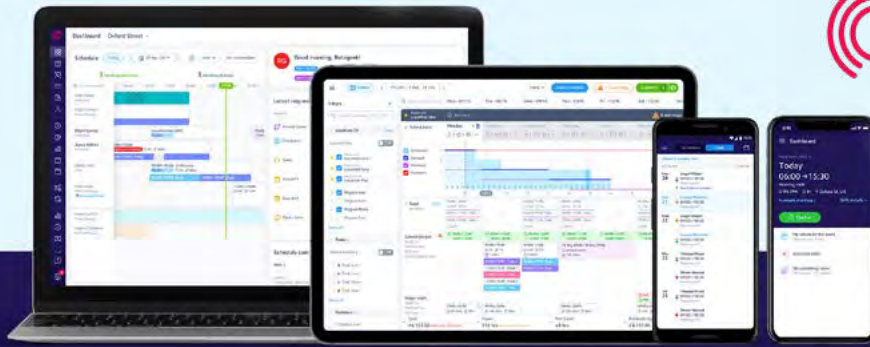
platform provides the process and structure to capture, evolve, evaluate, develop, select and implement the best ideas from internal or external stakeholders. During 2020, Wazoku acquired the key assets of Innocentive, which has built a crowd of 400,000 experts to whom it reaches out to solve complex problems on behalf of corporate and governmental clients. Wazoku has developed a new and improved product combining Wazoku's existing innovation platform with Innocentive's network and methodology and has launched it under the Innocentive name, which is widely respected in the open innovation market.

| Latest Results | Audited 2020 £'000 | Audited 2019 £'000 |
|------------------------------------|-----------------------|-----------------------|
| Year ended | 31 Mar | 31 Mar |
| Turnover | 2,856 | 2,011 |
| Pre-tax loss | (1,563) | (1,245) |
| Net assets | 113 | (1,233) |
| Valuation basis: | | |
| Multiples and discounted cash flow | | |

| Investment Information | 2021 £'000 | 2020 £'000 |
|--------------------------------------|---------------|---------------|
| Total cost | 420 | 300 |
| Income recognised in year/ period | | |
| Equity valuation | 593 | 462 |
| Loan stock valuation | | |
| Total valuation | 593 | 462 |

Total equity held by Calculus VCT plc: 2.0 per cent;

Total equity held by funds managed by Calculus Capital Limited: 16.6 per cent.



Rotageek Limited ('Rotageek')

Rotageek uses cloud-based technology and automatic scheduling to help multi-site businesses manage and schedule staff to meet demand, drive efficiency and reduce costs. Machine learning is used to optimise schedules based on historic trends. Meanwhile the company's phone and tablet-based apps allow staff flexibility to swap, cover shifts or book time off, whilst knowing when and where they are required for work. Rotageek has established a strong position in the UK

retail sector, working with High Street names such as Prêt à Manger, The Perfume Shop, Dune, Pets at Home and O2. More recently, the company is addressing the secondary healthcare market, with the addition of Ashford and St Peter's Hospitals (ASPH) NHS Foundation Trust, one of the UK's foremost Trusts, as a customer. In May 2020, Calculus invested £2.0m (£530k from Calculus VCT plc) as part of a £6.0m new investment round, alongside existing investors, including Mobeus.

| Latest Results (group) | Unaudited 2020 £'000 | Audited 2019 £'000 | Investment Information | 2021 £'000 |
|---|----------------------|--------------------|----------------------------------|------------|
| Year ended | 31 Dec | 31 Dec | | |
| Turnover | 1,659 | 1,759 | Total cost | 530 |
| Pre-tax (loss) / profit | (2,763) | (2,852) | Income recognised in year/period | - |
| Net assets | 2,755 | (830) | Equity valuation | 591 |
| Valuation basis: | | | Loan stock valuation | - |
| Price of recent investment calibrated by multiples and discounted cash flow | | | Total valuation | 591 |

Total equity held by Calculus VCT plc: 2.6 per cent;
 Total equity held by funds managed by Calculus Capital Limited: 9.9 per cent.

Business Review

Company activities and status

The Company is registered as a public limited company and incorporated in England and Wales with registration number 07142153. Its shares have a premium listing and are traded on the London Stock Exchange.

On incorporation, the Company was an investment company under section 833 of the Companies Act 2006. On 18 May 2011, investment company status was revoked by the Company. This was done to allow the Company to pay dividends to shareholders using the special reserve (a distributable capital reserve), which had been created on the cancellation of the share premium account on 20 October 2010, 1 November 2017 and 8 December 2020.

Company business model

The Company's business model is to conduct business as a VCT. Company affairs are conducted in a manner to satisfy the conditions to enable it to obtain approval as a VCT under sections 258-332 of the Income Tax Act 2007 ("ITA 2007").

Investment policy

The Company's policy is to build a diverse portfolio of Qualifying Investments of primarily established unquoted companies across different industries and investments which may be by way of loan stock and/or fixed rate preference shares as well as Ordinary shares to generate income. The amount invested in any one sector and any one company will be no more than 20 per cent and 10 per cent respectively of the qualifying portfolio. These percentages are measured as at the time of investment. The Board and its Manager, Calculus Capital Limited, will review the portfolio of investments on a regular basis to assess asset allocation and the need to realise investments to meet the Company's objectives or maintain VCT status.

It is intended that a minimum of 75 per cent of the monies raised by the Company before being invested in qualifying investments, will be invested in a variety of investments which will be selected to preserve capital value, whilst generating income, and may include:

- Bonds issued by the UK Government; and
- Fixed income securities issued by major companies and institutions, liquidity funds and fixed deposits

with counterparty credit rating of not less than A minus (Standard & Poor's rate)/A3 (Moody's rated).

Where investment opportunities arise in one asset class which conflict with assets held or opportunities in another asset class, the Board will make the investment decision. Under its Articles, the Company has the ability to borrow a maximum amount equal to 25 per cent of the aggregate amount paid on all shares issued by the Company (together with any share premium thereon). The Board will consider borrowing if it is in the shareholders' interests to do so.

Long term viability

Significant ramifications to the global economy are being posed by the COVID-19 pandemic. The Directors have assessed the Company's vulnerability to the initial impact and concluded that COVID-19 is not expected to have any significant long-term impact on the viability of the Company. The Board came to this conclusion because a significant portion of the Company's assets are held in cash thus diluting the impact of the valuation movements on the NAV. Furthermore, some portfolio companies in the life science sector are benefiting from creating products to aid the fight against COVID-19 thus providing some upside for the portfolio.

In assessing the long-term viability of the Company, the Directors have had regard to the guidance issued by the Financial Reporting Council. The Directors have assessed the prospects of the Company for a period of five years, which was selected because this is the minimum holding period for VCT shares. The Board's strategic review considers the Company's income and expenses, dividend policy, liquid investments and ability to make realisations of qualifying investments. These projections are subject to sensitivity analysis which involves flexing several of the main assumptions underlying the forecast both individually and in unison. Where appropriate, this analysis is carried out to evaluate the potential impact of the Company's principal risks actually occurring. Based on the results of this analysis, the Directors have a reasonable expectation that the Company will be able to continue in operation and meet its liabilities as they fall due over the five-year period of their assessment. The principal assumptions used are as follows: i) Calculus Capital Limited pays any expenses in excess of 3.0 per cent of NAV as set out on page 38 of the Accounts; ii) the level of dividends paid are at the discretion

The Leadership team of Invizius



of the Board; iii) the Company's liquid investments which include cash, money market instruments and quoted shares can be realised as permitted by the Company's investment policy; iv) the illiquid nature of the qualifying portfolio. Based on the results of this analysis, the Directors have a reasonable expectation that the Company will be able to continue in operation and meet its liabilities as they fall due.

In making this statement the Board carried out a robust assessment of the emerging and principal risks facing the Company including those that might threaten its business model, future performance, solvency or liquidity. The procedures in place to identify emerging risks and explain how they are being managed or mitigated are set out on page 28.

In order for the future of the Company to be considered by the members, the Directors shall procure that a resolution will be proposed at the tenth annual general meeting after the last allotment of shares (and thereafter at five yearly intervals) to the effect that the Company shall continue as a venture capital trust. Under the Articles of Association, a resolution for the continuation of the Company as a VCT will be proposed at the Annual General Meeting.

Alternative investments funds directive (AIFMD)

The AIFMD regulates the management of alternative investment funds, including VCTs. The VCT is externally managed under the AIFMD by Calculus Capital Limited which is a small authorised Alternative Investment Fund Manager.

Risk diversification

The Board controls the overall risk of the Company. Calculus Capital Limited will ensure the Company has exposure to a diversified range of Qualifying Investments from different sectors.

Since November 2015, the types of non-qualifying investment include:

- Bonds issued by the UK Government; and
- Fixed income securities issued by major companies and institutions, liquidity funds and fixed deposits with counterparty credit rating of not less than A minus (Standard & Poor's rate)/A3 (Moody's rated).

VCT regulation

The Company's investment policy is designed to ensure that it will meet, and continue to meet, the requirements for approved VCT status from HM Revenue & Customs. Amongst other conditions, the Company may not invest more than 15 per cent (by value at the time of investment) of its investments in a single company and must have at least 80 per cent by value of its investments throughout the period in shares or securities in qualifying holdings. In addition, 30 per cent of any money raised after 6 April 2018 will need to be invested in qualifying holdings within 12 months after the end of the accounting period in which the money was raised and loan stock investments in investee companies must be unsecured and must not carry a coupon which exceeds 10% per annum on average over a five year period.

Key strategic issues considered during the year

Performance

The Board reviews performance by reference to a number of key performance indicators (“KPIs”) and considers that the most relevant KPIs are those that communicate the financial performance and strength of the Company as a whole, being;

- Total return per share
- Net asset value per share
- Dividends

The financial highlights of the Company can be found after the contents page 5 of the Report and Accounts.

Further KPIs are those which show the Company's position in relation to the VCT tests which it is required to meet in order to meet and maintain its VCT status.

The Qualifying percentage is disclosed in the Manager's review. The Company has received approval as a VCT from HM Revenue & Customs.

There are no KPIs related to environmental and employee matters as these are not relevant to the Company which delegates operations to external providers.

Emerging and principal risks facing the Company and management of risk

The Company is exposed to a variety of risks. The principal financial risks, the Company's policies for managing these risks and the policy and practice regarding financial instruments are summarised in note 16 to the Accounts.

The Board has also identified the following additional risks and uncertainties:

Regulatory risk

The Company has received approval as a VCT under Income Tax Act 2007 “ITA”. Failure to meet and maintain the qualifying requirements for VCT status could result in the loss of tax reliefs previously obtained, resulting in adverse tax consequences for investors, including a requirement to repay the income tax relief obtained, and could also cause the Company to lose its exemption from corporation tax on chargeable gains.

The Board receives regular updates from the Manager and financial information is produced on a monthly basis. The Manager monitors VCT regulation and presents its findings to the Board on a quarterly basis. The Manager

builds in ‘headroom’ when making investments to allow for changes in valuation. This ‘headroom’ is reviewed prior to making and realising qualifying investments.

Independent advisers are used to monitor and advise on the Company's compliance with the VCT rules.

Qualifying investments

There are restrictions regarding the type of companies in which the Company may invest and there is no guarantee that suitable investment opportunities will be identified.

Investment in unquoted companies and AIM-traded companies involves a higher degree of risk than investment in companies traded on the main market of the London Stock Exchange. These companies may not be freely marketable and realisations of such investments can be difficult and can take a considerable amount of time. There may also be constraints imposed upon the Company with respect to realisations in order to maintain its VCT status which may restrict the Company's ability to obtain the maximum value from its investments.

Calculus Capital Limited has been appointed to manage the qualifying investments portfolio and has extensive experience of investing in this type of investment. Regular reports are provided to the Board and a representative of Calculus Capital Limited is on the Company's board. Risk is managed through the investment policy which limits the amount that can be invested in any one company and sector to 10 per cent and 20 per cent of the qualifying portfolio respectively at the time of investment.

Liquidity/ marketability risk.

Due to the holding period required to maintain up-front tax reliefs, there is a limited secondary market for VCT shares and investors may therefore find it difficult to realise their investments. As a result, the market price of the shares may not fully reflect, and will tend to be at a discount to, the underlying net asset value. The level of discount may also be exacerbated by the availability of income tax relief on the issue of new VCT shares. The Board recognises this difficulty, and has taken powers to buy back shares, which could be used to enable investors to realise investments.

COVID-19

New variants of coronavirus and new waves of lockdowns have led to significant disruptions on the global economy. The risks which arise from the ongoing pandemic are the investee companies' ability to fulfil orders and or /effect

installations, supply chain disruption and the impact of the general economic downturn on the availability of capital, and consequently the valuations likely to be achieved in funding rounds. These risks however, are mitigated through the Company's significant cash assets and in its substantial investments in the life sciences sector, which are benefiting in the current climate from creating products to aid the fight against COVID-19.

Employees, environmental, human rights and community issues

The Company has no employees and the Board comprises entirely of non-executive directors. Day-to-day management of the Company's business is delegated to the Manager (details of the management agreement are set out in the Directors' Report) and the Company itself has no environmental, human rights, or community policies. In carrying out its activities and in its relationships with suppliers, the Company will conduct itself responsibly, ethically and fairly. Calculus Capital Limited seeks to conduct its investment business in line with its Environment, Social and Governance policy mentioned below. The Board has reviewed the policies of the Manager and is confident that these are appropriate.

Diversity

The Board of the Company is committed to inclusion and diversity. At the year end, the Board of directors comprised one male Director and three female Directors, so has a diverse board in relation to gender diversity. The Board also considers other forms of diversity to be important and these factors will be considered as part of the recruitment process going forward. This is further set out in the Corporate Governance statement on page 42 of the Report and Accounts.

Environmental, Social and Governance (ESG) Policy

Policy

The Calculus Capital Limited ("Calculus") ESG Policy details its firm-wide commitment to integrate ESG risks into its investment processes, and outlines the foundation, ownership, and oversight mechanisms, which underpin its approach. ESG integration is the practice of incorporating material ESG information into investment decisions and the way that it works with portfolio companies with the objective of improving the long-term financial outcomes of client portfolios.

Responsibility

ESG integration is a core part of the investment process, and as with all other components of the investment process, is the responsibility of our investment team. In turn, it is the responsibility of the Calculus Board to ensure oversight and that all factors detailed in the ESG Policy are considered when making investment decisions, as well as in the management of existing portfolio companies. Investment Directors are accountable for ensuring existing portfolio companies adopt strategies which align with a transition to a more sustainable economy.

Mission Statement

Calculus recognises that it has a social and environmental responsibility beyond legal and regulatory requirements. It is committed to making a positive environmental and social impact, alongside continually improving performance and governance. Each of these are integral to its business strategy and operating methods.

The ESG Policy will be reviewed at least annually to reflect changes within Calculus, as well as alterations made regarding ESG considerations, more widely.

Statement regarding annual report and accounts

The Directors consider that taken as a whole, the Annual Report and Accounts is fair, balanced and understandable and provides the information necessary for shareholders to assess the Company's position and performance, business model and strategy.



Jan Ward

Chairman

20 May 2021

Section 172 Statement

Section 172 (1) of the Companies Act 2006 requires the Directors to explain how they have fulfilled their obligation to consider broader stakeholder interests when performing their duty to act in good faith for the benefit of all stakeholders. In doing this the Directors considered the following factors –

- Likely consequences of any decisions in the long term
- The interests of any employees
- The need to foster business relationships with suppliers, shareholders, and others
- The impact of the Company's operations on the community and the environment
- Maintaining a reputation for high standards of business conduct
- Acting fairly as between all the members of the Company

Communication with Shareholders

The Board promotes and encourages communications with shareholders, primarily through interim and annual reports, and at annual general meetings ("AGMs"). The Board encourages shareholders to attend and vote at AGMs. Calculus Capital Limited as Manager keeps shareholders up to date with investee company news stories and updates on any open offers are included on quarterly newsletters sent to investors. Investee company news stories and regulatory news is also available for shareholders to view on the Company's website. Calculus Capital also organises investor forums where shareholders have an opportunity to meet with management of portfolio companies. In light of the restrictions in place due to COVID-19, it is most likely that the AGM will take place virtually in the form of a webinar where shareholders will have the opportunity to ask the Board questions 'live'. More information will be shared regarding the format of the AGM on the Company's website <https://www.calculuscapital.com/calculus-vct/>. Shareholders will have the ability to vote by proxy and return proxy forms either electronically or in the post.

Directors' decisions are intended to fulfil the Company's aims and objectives to achieve long-term returns for shareholders. In addition to providing the opportunity to benefit from investment in a diverse portfolio of unquoted growing companies, the Board aims to pay annual dividends equivalent to 4.5% of NAV. During the financial year, 3.20 pence dividends per share were paid to registered shareholders. As part of its policy to return funds to shareholders, the Company will continue to consider opportunities for buybacks. 73,209 shares were bought back for cancellation during the year.

Oversight of Professional Advisors

As is normal practice for VCTs, the Company delegates authority for the day to day management of the Company to an experienced Manager. The Board ensures that it works very closely with Calculus Capital Limited to form strategy and objectives, and oversee execution of the business and related policies. The Board receives quarterly performance updates at board meetings from the Manager in addition to regular ad hoc updates and portfolio news. The Manager is in attendance at every board meeting and the CEO of the Manager is also a member of the Company's Board. The Board reviews other areas of operation over the course of the financial year including the Company's business strategy, key risks, internal controls, compliance and other governance matters. The Board reviews the Manager's fee annually. The Board has also decided to initiate an annual strategy review event along with the Manager going forward. Due to the restrictions of the national lockdown the Board was unable to hold the annual strategy review during the financial year, the Board will resume with the review when conditions permit.

Oversight of Suppliers and Providers

The Board reviews annually the agreements with service providers including the administrators, custodian and depositary of the Company, to ensure value for money, accuracy and compliance. In carrying out its activities and in its relationships with suppliers, the Company aims to conduct itself responsibly, ethically and fairly.

Working with Portfolio Companies

The Board, through its investment policy and objectives, as detailed in page 26 of the Annual Report incorporates considerations for ensuring alignment with the objectives agreed with the Manager and portfolio companies. Calculus Capital Limited as Manager is the main point of contact for investee companies and the Board ensures it receives updates on the entire portfolio quarterly. There have been 10 additions in the financial year and 2 disposals. Further support was provided to some portfolio companies through follow on investments. The Manager offers investee companies both financial support and practical help by offering specialist skills and contacts to help portfolio companies achieve their long term objectives.

Marcus Moresby
Creative Director of Maze Theory



Supporting the Environment and the Community

The purpose of the regulations related to VCTs is to generate support and investment for small growth companies. Government endorsement of the sector is aimed at creating economic growth through innovation, entrepreneurship and employment. This benefits the economy and wellbeing of the community. The Manager incorporates consideration of social, environmental and governance issues in making investment decisions. Investments in life sciences companies such as Mologic and Scancell, for example, all have core missions to help society overcome disease. Portfolio company Mologic has developed a fast diagnostic device for COVID-19, and Scancell has announced plans to use its technology to develop

a universal vaccine. Supplementing the life sciences sector, med-tech company, eConsult works as an online portal to a GP practice, allowing clinicians to determine the right care pathway more efficiently for patients, benefiting the GP practices by releasing capacity and reducing costs.

The Board takes into consideration the potential long term effect of their decisions on all its associated stakeholders. The effects on members, the long term success of the Company, compliance with regulations, adherence with the Association of Investment Companies ("AIC") code and the reputation of the Company are all taken into consideration.

Board of Directors



Jan Ward (Chairman)*

Jan has been a mechanical engineer for over 30 years in metals, manufacturing, and distribution. She has worked at board level for specialty metals producers and distributors and has lived and worked in the US, Europe and the Middle East. Jan is the Founder of Corrotherm International Ltd, a company specializing in high alloy metals for use in oil, gas, petrochemical power and desalination industries, she grew the company from a one-woman company to an entity now with offices in 7 countries.

An adviser and non-executive board member to a number of manufacturing companies and government departments, she is also the Director of the Saudi British Joint Business Council and UAE UK Business Council, Director of Energy Industries Council. She is a NatWest everywoman award winner, as well as IoD London and South East Global Director of the year. Jan was awarded a CBE for services to Business and Honorary Doctorate of Engineering.

Jan became Chairman on the retirement of Michael O'Higgins. Her experience and knowledge of growth companies has proven invaluable to the company.



Janine Nicholls (Audit Committee Chairman)*

Janine has spent more than 20 years in private equity and asset management in both investment and operational roles. Latterly, Janine was Chief Operating Officer at GHO Capital, a specialist investor in European and North American healthcare. Prior to that, she was Chief Operating Officer at Hermes GPE, an investor in private equity funds, companies and infrastructure. Janine joined both of these businesses at their inception and shaped the governance, risk and operating strategies that underpinned a number of successful fundraisings from institutional investors. Before turning to operations, she was Head of Private Equity for The Pearl Group.

Janine began her career with 7 years at Price Waterhouse where she qualified as a Chartered Accountant before moving into corporate finance and transaction roles in New York and London. She holds a Masters in Business Administration (MBA) from INSEAD, a BSc(Econ) from the London School of Economics and the Investment Management Certificate.

The Board is pleased to welcome Janine to the Company.



John Glencross

John co-founded Calculus Capital Limited in 1999, creating one of the UK's most successful, independent private equity firms focused on investing in smaller, unquoted companies.

John has over 30 years' experience in private equity, corporate finance, and operational management. During that time, he has invested in, advised on or negotiated more than 100 transactions and served on publicly quoted and private corporate boards. He is a board member of the Enterprise Investment Scheme Association and a member of its Tax and Technical and its Regulatory Committees. He was also a director of Neptune-Calculus Income and Growth plc until its assets and liabilities were acquired by the Company. Before co-founding Calculus Capital Limited, John served as an Executive Director of European Corporate Finance for UBS for nine years where he advised on M&A, IPOs, restructurings and recapitalisations, strategic alliances and private equity. Prior to this, John was headhunted to be Head of the Mergers & Acquisitions Group of Philips and Drew, a 100 year old London based financial institution.

At the start of his career, John qualified as a Chartered Accountant with Peat Marwick (subsequently KPMG), where he then went on to be recruited as a founder member of Deloitte's newly established Corporate Finance practice in London. John graduated from Oxford University with an MA (Hons) in Philosophy, Politics and Economics.



Claire Olsen *

Claire has a background in financial services marketing and research and is currently an independent consultant. Prior to this, she was Head of European Corporate & Research Marketing for equity research firm, AB Bernstein where she was responsible for directing the strategy, growth, development and execution of the EMEA corporate research marketing programme. During her eleven years at Bernstein, she developed their European Strategic Decisions Conference to become Europe's largest and most respected generalist conference, rated by institutional investors and corporate management teams. Claire was ranked yearly under "Specialist Sales" across multiple sectors in the European Extel Survey.

Before joining Bernstein, Claire consulted for a number of Corporate Finance Boutiques, Investment Management firms and High Net Worth Individuals. Claire began her career working at JPMorgan Chase (previously Flemings Investment Bank) and is a qualified Paralegal and Legal Executive.

*independent of the Manager

The Manager

Calculus Capital Limited ("Calculus Capital") is appointed as Manager to the Company and also provides secretarial, administration and custodian services to the Company. Calculus Capital is a generalist investor in the venture capital and EIS sector and has extensive experience investing across a multitude of sectors, including hosted software, life sciences, creative industries, leisure and hospitality, manufacturing and energy. Calculus Capital's focus is to find and back capable management teams in established companies which are already successfully selling products and services.

Calculus Capital is recognised as a leading manager of Venture Capital Investments and has been awarded the EIS Association "Best EIS Fund Manager" Award five times, "Best EIS Investment Manager" at the 2018 and 2016 Growth Investor Awards, "Best Generalist EIS" at the 2018 Tax Efficiency Awards and "Outstanding Contribution to EIS" at the EISA 25th Anniversary Awards in 2019. Calculus Capital has also been named Finalist in the 'Best VCT' category for both the 2019 Investment Week Tax Efficiency awards and 2018, 2019 and 2020 Growth Investor Awards. Calculus Capital's success is underpinned by a disciplined investment process, strong risk management and very close monitoring of and partnership with the portfolio companies. Calculus Capital has a team of 19 members. The Calculus Capital team involved with the Calculus VCT includes the following individuals:



John Glencross

Chief Executive of Calculus Capital Limited

Details for John Glencross can be found on page 33.



Susan McDonald,

Chairman of Calculus Capital Limited

Susan also chairs Calculus Capital's Investment Committee which approves all new investment and disposals. Susan has over 30 years of financial services experience and has personally directed investment to over 80 companies in the last 19 years covering a diverse range of sectors. She has regularly served as board member of the firm's private equity backed companies. Before co-founding Calculus Capital, Susan was Director and Head of Asian Equity Sales at Banco Santander. Prior to this, she gained over 12 years' experience in company analysis, flotations and private placements with Jardine Fleming in Hong Kong, Robert Fleming (London) and Peregrine Securities (UK) Limited. Susan has an MBA from the University of Arizona and a BSc from the University of Florida. Before entering the financial services industry, Susan worked for Conoco National Gas Products Division and with Abbott Laboratories Diagnostics Division.



Natalie Evans

Finance Director and Company Secretary

Natalie has over 11 years' experience working in private equity both in the fund operations and finance roles. Natalie is responsible for finance and operations at Calculus Capital. Until recently Natalie was Head of Fund Administration and she still oversees all areas of VCT fund administration, operations and reporting. Natalie also carries out the company secretarial work for the Company. Natalie is a chartered management accountant and holds a first class Bachelor of Law degree. Prior to this Natalie graduated with a Masters of Modern Languages from the University of Manchester.



Richard Moore

Co-Head of Investments

Richard joined Calculus Capital in 2013. Prior to this he was a Director at Citigroup, and also previously worked at JP Morgan and Strata Technology Partners. Richard has over 15 years' corporate finance experience advising public and private corporations and financial sponsors on a range of M&A and capital raising transactions. Richard's role is to source and execute new deals, as well as managing some of the existing portfolio companies through to exit. Richard began his investment banking career in the UK mid-cap advisory team at Flemings (acquired by JPMorgan in 2000), working with companies across a broad a range of sectors. More recently Richard has specialized in advising companies in the technology industry. Richard has advised on a wide range of transactions including buy-side and sell-side M&A mandates, public equity and debt offerings, private equity investments and leveraged buy outs in the UK, Europe, US and Asia. Richard began his career at KPMG where he qualified as a Chartered Accountant. He has a BA (Hons) in Politics and Economics from Durham University.



Alexander Crawford

Co-Head of Investments

Alexander joined Calculus Capital in 2015, and has over 21 years' corporate finance experience, incorporating M&A, capital raising in both public and private markets, and other strategic advice. He spent ten years with Robert Fleming & Co, Evercore Partners and JP Morgan in London, New York and Johannesburg, where he advised the South Africa government on the hedge fund team of their incumbent telecoms operator. He was more recently a Managing Director at Pall Mall Capital. Alexander's role is to source and execute new deals, as well as managing some of the existing portfolio companies through to exit. Alexander has an MA in Mathematics from Cambridge University and qualified as a Chartered Accountant with KPMG.



Alexandra Lindsay

Investment Director

Alexandra joined Calculus Capital in 2008. She specializes in the valuation of investment opportunities, focusing on the energy, life sciences and services sectors. Her recent projects include oil and gas exploration and production and synthetic biology. Alexandra is responsible for project management from proposal through due diligence to completion. Prior to joining Calculus Capital, she worked on the hedge fund team at Apollo Management International where she conducted research into companies and markets. She graduated from University College London with a first class degree in History of Art having previously studied Engineering Science at Wadham College, Oxford. Alexandra is a CFA charterholder.



Dominic Harris

Portfolio Management Director

Dominic joined Calculus Capital in 2019. Prior to this he was an Investment Director at Valtegra, a mid-market, private equity firm. Dominic's role is to monitor and manage the performance of Calculus's investee companies. He has over 21 years investment experience, including as an investment banker in both M&A execution and coverage across the industrials, transport, shipping and services sectors. He previously worked at HSBC, Nomura, KPMG, Citigroup and BDO LLP. Dominic has a Masters in Finance from London Business School, an MBA from SDA Bocconi Business School, Milan and a BA(Hons) in economics from the University of Manchester. He is also a Chartered Accountant having qualified with BDO LLP.

Directors' Report

The Directors present their Annual Report and Accounts for the year ended 28 February 2021.

| Directors | |
|---------------------|-----------------------|
| Jan Ward | |
| Kate Cornish-Bowden | Resigned 3 July 2020 |
| Janine Nicholls | Appointed 3 July 2020 |
| John Glencross | |
| Claire Olsen | |

The Board is responsible for efficient and effective leadership of the Company. There is a formal schedule of matters reserved for the decision of the Board which has been set out on page 42 of the Report and Accounts. The Board meets at least four times a year and comprises four directors, three of which are independent to the Manager.

The audit committee reports to the Board on matters relating to the audit and the annual report of the Company. Key areas for which the audit committee is responsible has been set out on page 48 of the Report and Accounts. The audit committee meets at least twice a year and comprises all three independent non-executive directors. In the year to 28 February 2021, all formal board and audit committee meetings were attended by all directors.

Biographical notes of the Directors are given on page 32.

Under the Listing Rules, John Glencross is subject to annual re-election due to his connection to Calculus Capital Limited and will therefore be standing for re-election at the Annual General Meeting.

Claire Olsen and Jan Ward were elected at the last Annual General Meeting. On the same date, Kate Cornish-Bowden resigned and Janine Nicholls was appointed. All Directors stand for re-election at the upcoming Annual General Meeting.

It is the policy of the Company to employ an independent third party to lead the recruitment process for any future Directors.

Formal performance evaluation of the Directors and the Board has been carried out and the Board considers that all of the Directors contribute effectively and have the skills and experience relevant to the future leadership and direction of the Company. Further details of this process can be found on page 43 of the Report and Accounts.

The Board accordingly recommends that John Glencross, Jan Ward, Claire Olsen and Janine Nicholls be re-elected as Directors at the Annual General Meeting.

John Glencross is Chief Executive and a director of Calculus Capital Limited and is deemed to have an interest in the Calculus Management Agreements and the Performance Incentive Agreement.

None of the other Directors or any persons connected with them had a material interest in the Company's transactions, arrangements nor agreements during the year.

The Company has made no donations to any political parties.

The rules concerning the appointment and replacement of directors are contained in the Company's Articles of Association.

Dividends

Details of the dividend recommended by the Board are set out in the Strategic Report on page 7 of the Accounts.

Directors' fees

A report on directors' remuneration is set out on pages 50 to 53 of the Accounts.

Directors' and Officers' liability insurance

Directors' and Officers' liability insurance cover is provided at the expense of the Company.

Share capital

The capital structure of the Company and movements during the year are set out in note 12 of the Accounts. At the year end, no shares were held in Treasury. During the year, the following changes to the Company's share capital have taken place:

| | |
|--|-------------------|
| Total shares in issue – 1 March 2020 | 24,862,968 |
| Issue of new ordinary shares – 3 April 2020 | 2,342,066 |
| Share buyback – 18 June 2020 | (22,127) |
| Issue of new ordinary shares – 31 July 2020 | 1,731,817 |
| Issue of new ordinary shares – 3 September 2020 | 800,356 |
| Issue of new ordinary shares – 16 December 2020 | 1,729,094 |
| Share buyback – 22 February 2021 | (51,082) |
| Total shares in issue – 28 February 2021 | 31,393,092 |

Since the year end, a further 7,103,371 new Ordinary shares have been issued pursuant to an offer for subscription.

Substantial Shareholdings

As at 28 February 2021, there were no notifiable interests above 3 per cent in the voting rights of the Company.

Management

Calculus Capital Limited is the qualifying Investments' portfolio manager. Calculus Capital Limited was appointed as Manager pursuant to an agreement dated 2 March 2010. A supplemental agreement was entered into on 7 January 2011 in relation to the management of the C Share fund. A further supplemental agreement was entered into on 26 October 2015 in relation to the management of the D share fund and covers the addition of company secretarial duties. The supplemental management agreement entered into on 12 September 2017 relates to the merged share fund (together, the "Calculus Management Agreements"). From 12 September 2017, Calculus Capital Limited agreed to meet the annual expenses of the Company in excess of 3.0 per cent of the net asset value of the Ordinary shares.

Pursuant to the Calculus Management Agreements, Calculus Capital Limited will receive an annual management fee of 1.75 per cent of the net asset value of the Ordinary share fund, calculated and payable quarterly in arrears.

Calculus Capital Limited is also entitled to a fee of £15,000 per annum (VAT inclusive where applicable) for the provision of company secretarial services.

For the year to 28 February 2021, Calculus Capital Limited charged £319,639 in management fees, £18,000 (VAT inclusive) in company secretarial fees, and did not contribute to the expenses cap (2020: charged £264,358 in management fees, £18,000 in company secretarial fees and did not contribute to the expenses cap).

Performance Fees

Pursuant to a performance incentive agreement dated 26 October 2015, Calculus Capital Limited is entitled to a performance incentive fee equal to 20 per cent of Ordinary shareholder (formerly D shareholder) dividends and distributions paid in excess of 105 pence. The Board have assessed the likelihood of a performance fee being paid as remote and have thus not made a provision for it in these accounts. In making this assessment the Board have taken into account the current performance of the Company, including dividends paid out and the current net asset value attributable to Ordinary shareholders.

Investec Structured Products was appointed as Manager pursuant to an agreement dated 2 March 2010, and their appointment as Manager terminated in February 2017. Certain performance incentive agreements were entered into with Calculus Capital Limited and Investec Structured Products.

Pursuant to a legacy performance incentive agreement between the Company, Calculus Capital Limited and Investec Structured Products dated 2 March 2010, Investec Structured Products and Calculus Capital Limited were each to receive a performance incentive fee payable of an amount equal to 10 per cent of dividends and distributions paid to old ordinary shareholders following the payment of such dividends and distributions provided that such shareholders have received in aggregate distributions of at least 105p per ordinary share (including the relevant distribution being offered). The Board assess the likelihood of this hurdle ever being met in the long term as a remote probability, and consequently have not recognised a liability or contingent liability in these financial statements.

A legacy performance incentive agreement between the Company, Calculus Capital Limited and Investec Structured Products dated 7 January 2011 was entered into with reference to the C share class. As one of the performance hurdles has not been met, no incentive fee will ever be paid under this agreement, hence no performance fee has been accrued.

Continuing Appointment of the Investment Manager

The Board keeps the performance of Calculus Capital Limited under continual review. A formal review of the Manager's performance and the terms of their engagement has been carried out and the Board are of the opinion that the continuing appointment of Calculus Capital Limited as Manager is in the interests of shareholders as a whole. The Board is satisfied with the performance of the Company to date. The Board is confident that the VCT qualifying tests will continue to be met.

Financial Risk Management

The principal financial risks and the Company's policies for managing these risks are set out in note 16 to the Accounts.

Going Concern

In assessing the going concern basis of accounting, the Directors have had regard to the guidance issued by the Financial Reporting Council and also the impact caused by COVID-19. As disclosed on page 26 under long term viability, it was concluded that COVID-19 is not expected to have a significant impact in the long term. After making enquiries, and having reviewed the portfolio, balance sheet and projected income and expenditure for a period of twelve months from the date these financial statements were approved, the Directors have a reasonable expectation that the Company has adequate resources to continue in operation for at least the next twelve months. The Directors have assessed whether material uncertainties exist and their potential impact on the Company's ability to continue as a going concern and conclude that no such material uncertainties exist. The Directors have therefore adopted a going concern basis in preparing the Financial Statements.

Global Greenhouse Gas Emissions

The Company has no greenhouse gas emissions to report from the operations of the Company, nor does it have responsibility for any emissions producing sources including those within its underlying investment portfolio under part 7 of schedule 7 to the Large and Medium- sized Companies and Groups (Accounts and Reports) Regulations 2008, as amended. Under the Manager's ESG policy, the environmental impact of an investee company is considered at the point of investment.

Annual General Meeting

A formal Notice convening the Annual General Meeting of the Company to be held on 8 July 2021 can be found on page 86. As mentioned earlier, in light of the COVID-19 pandemic and the regulations on social distancing the Board is considering contingency plans for the 2021 AGM taking into account the evolving nature of the regulations and announcements from the Financial Reporting Council and the Financial Conduct Authority.

The resolutions are as follows:

- To receive and adopt the Strategic Report, Directors' Report and Auditors' Report and the audited Accounts for the year ended 28 February 2021 (Resolution 1).
- To receive and approve the Directors' Remuneration Report for the year ended 28 February 2021 (Resolution 2)
- To approve the Directors' Remuneration Policy (Resolution 3).
- To approve the payment of a final dividend of 3.02 pence per Ordinary Share (Resolution 4).
- To re-elect John Glencross as a director of the Company (Resolution 5).
- To re-elect Janine Nicholls as a director of the Company (Resolution 6).
- To re-elect Jan Ward as a director of the Company (Resolution 7).
- To re-elect Claire Olsen as a director of the Company (Resolution 8).
- To re-appoint BDO LLP as Auditor to the Company to hold office until the conclusion of the next annual general meeting of the Company (Resolution 9).
- To authorise the directors to fix the auditors' remuneration (Resolution 10).
- To grant the directors the power to allot Ordinary shares (Resolution 11).
- To disapply pre-emption rights (Resolution 12).
- To give the directors authority to purchase shares (Resolution 13).
- To authorise the Company to hold general meetings on 14 clear days' notice (Resolution 14).
- To cancel the share premium account and the capital redemption reserve (Resolution 15).

Resolutions 1 to 11 will be proposed as ordinary resolutions and resolutions 12 to 15 will be proposed as special resolutions. Further explanation of the special resolutions is given below.

Resolution 12 will sanction in a limited manner the disapplication of pre-emption rights in respect of the allotment of equity securities for cash pursuant to the authority conferred by resolution 11. This authority will be effective until the conclusion of the next Annual General Meeting (expected to be in July 2022).

The Board believes that it is beneficial to the Company for it to continue to have the flexibility to purchase in the market its own shares.

Resolution 13 seeks authority from the Shareholders for the Company to be authorised to do so when considered appropriate by the directors.

It is proposed by Special Resolution 13 that the directors be given authority to make market purchases of the Company's own shares. Under this authority the directors may purchase shares with an aggregate nominal amount up to but not exceeding 10 per cent of the Company's issued Ordinary share capital. When buying shares, the directors cannot pay a price per share which is more than 105 per cent of the middle market prices shown in the quotations for an Ordinary share in the London Stock Exchange Daily Official List for the five business days immediately preceding the date on which the Ordinary share is to be purchased. This authority will be effective until the conclusion of the next Annual General Meeting (expected to be in July 2022).

The Board believe it is beneficial for the Company to have the flexibility to call general meetings, other than annual general meetings, at 14 clear days' notice. The minimum notice period for annual general meetings will remain at 21 clear days. Resolution 14 will reduce the necessary notice period. The authority will be effective until the conclusion of the next Annual General Meeting (expected to be in July 2022).

Resolution 15 seeks to cancel the share premium account and capital redemption reserve. If passed, this resolution will then allow, subject to Court approval, the reserve created by the cancellation to be treated as a realised profit. Shareholders' approval for a reduction of share capital of the Company, including its share premium, is necessitated by section 641 of CA 2006.

Developments since the year end

Other than as mentioned above on page 8, there have been no other developments since the year end.

Statement of disclosure to the auditor

The directors who held office at the date of approval of the Directors' Report confirm that, so far as they are aware,

- (a) there is no relevant audit information of which the Company's Auditor is unaware; and
- (b) each director has taken all the steps that he/she ought to have taken as a director to make himself/ herself aware of any relevant audit information and to establish that the Company's Auditor is aware of that information.

By order of the Board,
Calculus Capital Limited Company Secretary
20 May 2021

Corporate Governance

The Board is accountable to shareholders for the governance of the Company's affairs and is committed to maintaining high standards of corporate governance and to the principles of good governance as set out in the AIC Code of Corporate Governance (2019) (the "Code") issued by the AIC and endorsed by the Financial Reporting Council ("FRC"), a copy of which can be found at www.theaic.co.uk.

Pursuant to the Listing Rules of the Financial Conduct Authority, the Company is required to provide shareholders with a statement on how the main and supporting principles set out in the Code have been applied and whether the Company has complied with the provisions of the Code. The Board has established corporate governance arrangements that it believes are appropriate to the business of the Company as a venture capital trust. The Board has reviewed the Code, and considers that it has complied throughout the period, except as disclosed below:

- The Company does not have a separate policy on the tenure of the chair. The re-election of all directors is sought annually at Annual General Meetings of the Company.
- In light of the responsibilities retained by the Board and its committees and the responsibilities delegated to the Managers, the Administrator, the Registrars and legal advisers, the Company has not appointed a chief executive officer, deputy chairman or a senior independent director as recommended by the AIC code.
- Given the structure of the Company and the Board, the Board does not believe it necessary to appoint separate remuneration or nomination committees, and the roles and responsibilities normally reserved for these committees will be a matter for the full Board.
- The Company does not have an internal audit function as all of the Company's management functions are performed by third parties whose internal controls are reviewed by the Board. However, the need for an internal audit function will be reviewed annually.

The Board

The Board comprises four non-executive Directors, details of each can be found on page 32 of the Annual Report. The Board seeks to ensure that it has the appropriate balance of skills and experience, and considers that, collectively, it has substantial experience of investment management, venture capital investment and public company management. The Company has no employees. All Directors have sufficient time to commit to the business of the company.

None of the Directors has a service contract, but letters of appointment setting out the terms of their appointment are in place. Directors are not entitled to any compensation for loss of office. Copies of the letters of appointment are available on request from the Secretary.

Directors are appointed with the expectation that they will serve for a period of at least three years and all Directors will retire at the first Annual General Meeting after election and will be subject to annual re-election thereafter in line with recommendations in the AIC Code of Corporate Governance (2019). The Board will consider the Code's recommendation to re-evaluate independence when a Director has served for nine years. The Board considers succession planning in its annual evaluation.

A procedure for the induction of new Directors has been established, including the opportunity of meeting with the relevant executive members and other principal personnel of the investment management company, and other service providers.

The Directors may, in the furtherance of their duties as Directors, seek independent professional advice at the expense of the Company. The Company maintains Directors' and Officers' Liability Insurance.

The Board considers diversity when reviewing Board composition and is committed to considering diversity when making future appointments.

Board Operation

Board meetings are held at least quarterly and additional ad hoc meetings are arranged as necessary.

The Board is responsible for efficient and effective leadership of the Company. There is a formal schedule of matters reserved for the decision of the Board, which include:

- approval of annual and half-yearly reports, circulars and other shareholder communications;
- the payment of dividends;
- the allotment of shares;
- appointment and removal of Board members and officers of the Company;
- the appointment of third party service providers, including the Manager; and
- The Company's strategy and culture including changes to the Company's objectives, investment policy and accounting policies.

Having served nine years with the Company, Kate Cornish-Bowden stepped down from the board at the Annual General Meeting on 3 July 2020. Janine Nicholls was appointed audit committee chairman immediately following the conclusion of the AGM.

Director's attendance at formal meetings during the year was as follows:

| | Scheduled Board Meetings | | Audit Committee Meetings | |
|----------------------------|---------------------------|-----------------|---------------------------|-----------------|
| | Number entitled to attend | Number attended | Number entitled to attend | Number attended |
| Kate Cornish-Bowden | 2 | 2 | 1 | 1 |
| Janine Nicholls | 2 | 2 | 1 | 1 |
| John Glencross | 4 | 4 | n/a | n/a |
| Claire Olsen | 4 | 4 | 2 | 2 |
| Jan Ward | 4 | 4 | 2 | 2 |

In accordance with the 2019 AIC Code, each year a formal performance evaluation is undertaken of the Board as a whole and its Committees. The Chairman evaluates the Directors individually more informally throughout the year. The Board considers the evaluation procedure to be robust and as such does not deem the use of an external Board evaluation to be necessary.

The appraisal process was conducted by the Chairman by way of an evaluation questionnaire encompassing both quantitative and qualitative measures of performance. A senior independent director has not been appointed but Janine Nicholls carries out the evaluation of the Chairman, also taking into account qualitative and quantitative measures. As a result of the evaluation, the Board considers that all the current Directors contribute effectively and have the skills and experience relevant to the leadership and direction of the Company. This process will be carried out annually.

Independence of Directors

The Board has reviewed the independence of each Director and considers that three Directors are fully independent of the Manager.

John Glencross is Chief Executive and a director of Calculus Capital Limited and is accordingly not deemed to be independent.

Kate Cornish-Bowden has served the Company nine years and, in accordance with the UK Corporate Governance Code had stepped down from the board on the 3 July 2020. On the same date Janine Nicholls was appointed Audit Committee Chair. Janine Nicholls

has had no prior engagement with the Company or its related parties. The Board accordingly determined that she is independent.

Jan Ward is Chairman of AnTech Limited, in which the Company is invested. This is not perceived to represent a conflict with Ms Ward's position as a Director of the Company. The Board accordingly determined that she is independent.

Claire Olsen was employed as a temporary maternity cover for Calculus Capital Limited during 2018. As her employment with Calculus Capital Limited terminated in 2018, prior to her appointment to the Board, the Board accordingly determined that she is independent.

Nomination and Remuneration Committees

The Board has not established a nomination committee, or a remuneration committee and these matters are dealt with by the Board as a whole. The Board keeps under review the composition and balance of skills, knowledge and experience of the Directors and will make recommendations to shareholders for the election or re-election of Directors at the Annual General Meeting. The Board also keeps the levels of remuneration of the Directors under review to ensure that they reflect time commitment and responsibilities of the role and are broadly in-line with industry standards. The Directors' fees were reviewed in the year ended 28 February 2021, as disclosed on page 51 of the annual report. The resolution to approve the Directors' Remuneration Report was passed at the 2020 AGM by over 98 per cent of votes cast. Please refer to page 52 of the Annual Report for a comparison of total remuneration of Directors against dividends paid out in the year.

Recruitment

The Company does not have a specific diversity and inclusion policy; however it acknowledges that it is imperative for the Board to have the right balance of skills, knowledge and experience as well as gender, racial and other forms of diversity. As such, these factors are taken into account when making a new appointment, to ensure the diversity of the candidate pool is improved. Going forward, the Board has adopted a more formal and transparent recruitment process, with open advertising and utilising external search consultancies. It has also developed a standard framework ensuring both shortlists and interview panels are suitably diverse. Appointment of a new Director will be based on merit, skills, knowledge and relevant experience. The Board is fully supportive of the Hampton Alexander Report and strives to comply with the recommendations on diversity laid out in the AIC Code of Corporate Governance (2019).

The Company's Manager is an equal opportunity employer. It does not discriminate and takes affirmative measures to ensure against discrimination in employment, recruitment, advertisements for employment, compensation, termination and other conditions of employment against any employee or candidate on the basis of race, colour, gender, national origin, age, religion, faith, disability, sexual orientation, gender identity or gender expression.

Conflicts of Interest

The Articles of Association permit the Board to consider and, if it sees fit, to authorise situations where a Director has an interest that conflicts, or may possibly conflict, with the interests of the Company. There is in place a formal system for the Board to consider authorising such conflicts, whereby the Directors who have no interest in the matter, decide whether to authorise the conflict and any conditions to be attached to such authorisations. Significant shareholdings are made public to allow the Board to manage any conflicts so arising. As disclosed on page 38 of the Annual Report, on 28 February 2021 there were no significant shareholdings in the Company.

Audit Committee

An Audit Committee has been established and operates within clearly defined terms of reference, copies of which are available from the Secretary. The Committee comprises solely the independent Directors and is chaired by Janine Nicholls. The Audit Committee members are considered to have sufficient recent and relevant financial experience. The non-independent Director is also invited to attend the Audit Committee meetings as he is intimately involved in the Company's affairs and has specific knowledge of the investments made by Calculus Capital on the Company's behalf.

The Audit Committee meets at least twice a year, with representatives of Calculus Capital invited to attend. The Audit Committee provides a forum through which the external Auditor reports to the Board. The Auditor attends the Audit Committee at least once a year, for consideration of the annual report and accounts.

The principal responsibilities of the Audit Committee include monitoring the integrity of the accounts of the Company and reviewing the Company's internal control and risk management systems. The Audit Committee also monitors the independence and objectivity of the external Auditor, reviews the scope and process of the audit undertaken by the external Auditor, and reviews the provision of non-audit services by the external Auditor.

The Audit Committee reviews the need for non-audit services and authorises such on a case-by-case basis, having consideration to the cost-effectiveness of the services and the independence and objectivity of the Auditor.

The Audit Committee Report can be found on page 48 of the Annual Report.

Board Relationship with the Manager

As disclosed above, there is a formal schedule of matters reserved for the decision of the Board. At each Board meeting the Directors follow a formal agenda with a comprehensive set of papers giving detailed information on the Company's transactions, financial position and performance. Representatives of Calculus Capital attend each Board meeting, and written reports about investments, performance and outlook are obtained from the Manager for each meeting. In light of the information at its disposal, the Board gives direction to the Manager with regard to investment objectives and guidelines. Within these guidelines, the Manager takes decisions as to the purchase and sale of individual investments within their respective mandates. The Manager also maintains ongoing communication with the Board between formal meetings.

In addition, as outlined in the AIC Code of Corporate Governance (2019), the Board continues to review the Company's culture and values to ensure they are fully aligned with the Company's strategy and the principles of our Directors, together with the objectives and guidelines that we set the Manager. The 2019 AIC Code is available on the AIC website (www.theaic.co.uk), where it includes explanations of how the 2019 AIC Code adapts these Principles and Provisions set out in the UK Code to make them relevant for investment companies.

The Board has reviewed the Managers whistleblowing policy and is satisfied with the arrangements from the information given.

As the Board was unable to hold the annual strategy review this financial year, the Board has decided to initiate an annual strategy review event along with the Manager going forward should conditions permit.

As disclosed further below, the Board reviews the performance of the Manager annually.

Stewardship Responsibilities and use of Voting Rights

The Board has reviewed and discussed the UK Stewardship Code with the Manager. It has determined that the Stewardship Code does apply to the Company's Venture Capital Investments, which are managed by Calculus Capital. The Company has therefore delegated responsibility for exercising the Company's responsibilities under the Stewardship Code, including voting on its behalf at investee company meetings, to Calculus Capital.

Calculus Capital has published a Disclosure Statement setting out its compliance with the Stewardship Code, together with explanations for any areas of non-compliance, a copy of which can be found on its website. Calculus Capital has a policy of voting all shares held in an investee company at all meetings, and will normally be supportive of the management teams, but will vote against resolutions if it is believed that the proposals are not in the best interests of investors.

The Company Secretary

The Board has direct access to the advice and services of the Company Secretary, Calculus Capital Limited, which is responsible for ensuring that Board and Committee procedures are followed and that applicable regulations are complied with. The Secretary is also responsible to the Board for ensuring timely delivery of information and reports and that statutory obligations of the Company are met. The Board reviews the performance of the Secretary on an annual basis.

Risk and Internal Controls

The Directors are responsible for the internal control systems of the Company and the reliability of the financial reporting process and for reviewing their effectiveness. An ongoing process, in accordance with the guidance supplied by the FRC on internal controls, has been established for identifying, evaluating and managing the risks faced by the Company. The key risks which the Board has identified have been set out in the Strategic Report in the Report and Accounts for the year to 28 February 2021. This process, together with key procedures established with a

view to providing effective financial control, was in place throughout the year and up to the date of the signing of this report. The internal control systems are designed to ensure that proper accounting records are maintained, that the financial information on which business decisions are made and which are issued for publication is reliable and that the assets of the Company are safeguarded. The risk management process and systems of internal control are designed to manage rather than eliminate risk, and such systems can provide only reasonable rather than absolute assurance against material misstatement or loss.

The impact of COVID-19 has been considered by the Board in relation to the Company's long-term viability as disclosed on page 26 of the Annual Report. A detailed explanation of how this risk has impacted individual portfolio companies has also been included on page 28 of the Annual Report.

Since leaving the European Union, an assessment on the portfolio companies found no direct negative impact, however, they may be affected by wider economic and political changes.

The Board, through the Audit Committee, has identified risk management controls in the key areas of strategy and investment, laws and regulations, service providers and other business risks, which encompass the operational, financial and compliance risks faced by the Company. A risk matrix to identify existing and emerging risks has been produced against which the risks identified and the controls in place to mitigate those risks can be monitored. The risks are assessed on the basis of the likelihood of them happening, the impact on the business if they were to occur and the effectiveness of the controls in place. This risk register is reviewed at each meeting of the Audit Committee and at other times as necessary.

Most functions for the day-to-day management of the Company are sub-contracted, and the Directors therefore obtain regular assurances and information from key third party suppliers regarding the internal systems and controls operated in their organisations. In addition, each of the third parties is requested to provide a copy of its report on internal controls to the Board each year.

The Board reviews the performance of the Manager, Administrator, Company Secretary, Custodian and Registrar on at least an annual basis. It has identified that the success of the Manager is dependent on its key personnel and has therefore satisfied itself that the Manager has an adequate succession plan in place. Formal board meetings are attended by various employees of the Manager to ensure continuity were key personnel to change.

In accordance with the guidance issued to directors of listed companies, the Directors have carried out a review of the effectiveness of the various systems of internal controls as operated by the Company's main service providers during the year.

Shareholder Relations

The Annual General Meeting is an important forum for the Board to communicate with shareholders and the Board consequently encourages shareholders to attend and vote at the Annual General Meeting. This is in addition to regular investor forums hosted by the Manager, where shareholders have an opportunity to meet the management of some of the portfolio companies. These meetings have and will not be held face to face in light of the lockdown restrictions, but will commence when guidelines allow. The Manager also makes themselves available to meet or speak with shareholders individually on request and prides itself on providing regular communications to its shareholders. The Annual General Meeting will be attended by the Directors, including the Chairman and the Chairman of the Audit Committee, and representatives of Calculus Capital, who will be available to discuss issues affecting the Company. The notice of Annual General Meeting in the Report and Accounts for the year to 28 February 2021 sets out the business of the meeting.

In accordance with the Code, it is the Board's policy to engage with shareholders if a resolution were ever to receive more than 20 per cent of votes cast against.

Following the outbreak of COVID-19 and in accordance with guidelines and recommendations from both FRC and AIC, to ensure the health and safety of company shareholders, the Company will adjust the format of the 2021 Annual General Meeting to comply with social distancing rules. It is most likely that the AGM will take place virtually in the form of a webinar where shareholders will have the opportunity to ask the Board questions 'live'. More information will be shared regarding the format of the AGM on the Company's website <https://www.calculuscapital.com/calculus-vct/>. Shareholders will have the ability to vote by proxy and return proxy forms either electronically or in the post.

During these exceptional circumstances, it is recommended that shareholders write to the Company with any concerns or enquiries via the Company Secretary or via Calculus Capital's Investor Relations team info@calculuscapital.com.

The half-yearly and annual reports are designed to present a full and readily understandable review of the Company's activities and performance. Copies are available for download from Calculus Capital's website, www.calculuscapital.com/calculus-vct/. The net asset value of the Company is released at least quarterly to the London Stock Exchange.

Luke Fisher and Merlin Mason

Co Founders of Mo



Audit Committee Report

The main responsibilities of the Audit Committee ("the Committee") which are detailed in the Terms of Reference and available on the Company's website include:-

- Monitoring the integrity of the accounts of the Company.
- Reviewing the Company's internal control and risk management systems.
- Ensuring that the annual report and accounts, taken as a whole, is fair, balanced and understandable, and provides information necessary for shareholders to assess the Company's position and performance, business model and strategy.
- Monitoring the independence and objectivity of the external Auditor, reviewing the scope and process of the audit undertaken by the external Auditor, and reviewing the provision of non-audit services by the external Auditor.
- Ensuring adherence to all relevant UK professional and regulatory requirements.

The Committee consists of the three independent directors and is chaired by Janine Nicholls. The audit committee carried out an internal evaluation of its composition, performance and effectiveness during the year. All members are considered to have recent and relevant financial experience. The non-independent Director, John Glencross is also invited to attend the Audit Committee meetings as he is intimately involved in the Company's affairs and has specific knowledge of the investments made by Calculus Capital Limited on the Company's behalf.

The Company does not have an internal audit function as most of its day-to-day operations are delegated to third parties, all of whom have their own internal control procedures. The Committee discusses annually whether it would be appropriate to establish an internal audit function and has agreed that the existing system of monitoring and reporting by third parties remains appropriate and sufficient.

Activity during the year

The Committee met twice during the financial year to consider the interim and annual accounts, review the principal risks faced and the internal control systems and to review the Audit Plan and fees of the external Auditor. The findings of the annual audit were discussed, and the committee is pleased to report that there was nothing material or unusual to report. The risks to which the Company is exposed are recorded in a risk register and include strategic, market, investment, operational and regulatory risks. The controls in place to mitigate these risks and the residual risk is reviewed at committee meetings, and the risk register updated as required at each meeting in accordance with best practice. For details of risk management please refer to the details on page 28.

The Committee worked closely with the Manager to ensure VCT qualifying status was maintained. At 28 February 2021, 87 per cent of the money required to be invested was invested in a diversified portfolio of Venture Capital Investments. Funds awaiting investment opportunities have been invested in liquid non-qualifying investments such as cash and money market funds.

Significant Issues

The significant issues considered by the Committee are set out below.

Valuations

During the year, the Committee considered the valuation of the venture capital portfolio. As the venture capital portfolio is primarily invested in unlisted securities, accurate valuation requires the skill, knowledge and judgement of Calculus Capital Limited, who applies industry (International Private Equity and Venture Capital Valuation guidelines) recognised methods of valuation. Valuations are arrived at following extensive discussions which consider the current operating performance and environment of the investee companies, the capital structure and the respective financial position of each company. The valuations applied to portfolio companies vary from sector to sector. Where comparable listed companies are available, the methodology will include comparison with

external valuation multiples. This information is combined with appropriate discounted cash flow calculations and in some cases will be calibrated with prices achieved at recent funding rounds. The Committee is confident that appropriate valuations have been applied to the unquoted holdings within the Company. Further details of the valuation methodologies applied can be seen on page 68. The Manager and the Board consider that the investment valuations are consistent and appropriate.

Long term viability statement

In accordance with principle 21 of the AIC Code of Corporate Governance published by the AIC in February 2019, the Directors have assessed the prospects of the Company over the five year period to 28 February 2026. The length of time which the statement should cover was discussed and a period of five years was selected reflecting the Board's strategic time horizon. The assumptions underlying the forecasts including expenditure requirements, the level of investment realisations and expected investment income were considered. The committee also considered the ability of the Company to raise finance and identify new investment opportunities. The principal risks facing the Company were also considered, including those that might impact the future performance, solvency, or liquidity of the Company. The Committee is confident that the Company will continue to operate and meet its liabilities over the five year period.

COVID-19

New variants of coronavirus and new waves of lockdowns has led to significant disruptions on the global economy. As mentioned earlier, the risks which arise from the ongoing pandemic are the investee companies' ability to fulfil orders and or /effect installations, supply chain disruption and the impact of the general economic downturn on the availability of capital, and consequently the valuations likely to be achieved in funding rounds. These risks, however, are mitigated through the Company's significant cash assets and in its substantial investments in the life sciences sector, which are benefiting in the current climate from creating products to aid the fight against COVID-19.

Financial Reporting Council letter

In January 2020, the Company received a letter from the Financial Reporting Council's (FRC) in respect of the annual report and accounts for the year ended 29 February 2019. The enquiry was principally in relation to the Company's

treatment and disclosure of performance fees. The inquiry was closed in May 2020 and, although it did not result in any changes to the recognition or measurement of amounts included in the financial statements, the Company did undertake to make some improvements to the description of its fees arrangements in the directors' report. These improvements are reflected on page 39 of the Annual Report.

Scope and limitations of the FRC's review

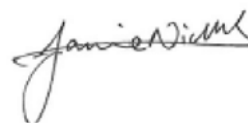
The Company recognises that the FRC's review was based on a review of its annual report and accounts for the year ended 28 February 2019 and did not benefit from detailed knowledge of the Company's business or an understanding of the underlying transactions entered into. The FRC's review provides no assurance that the Company's annual report and accounts are correct in all material respects; the FRC's role is not to verify the information provided but to consider compliance with reporting requirements. The FRC's letters are written on the basis that it (and its officers, employees and agents) accepts no liability for reliance on them by the Company or any third party, including but not limited to investors and shareholders.

Engagement of the auditor

The Committee reviewed the Audit Plan and fees presented by BDO LLP. BDO LLP has charged £35,875 for the audit fee (2020: £29,000). As previously mentioned, the Company has received a query from the FRC relating to its report and accounts to 28 February 2019. The Company engaged and paid BDO LLP £6,005 in April 2020 to help with the Company's response. The fees incurred relate wholly to audit and permissible audit related services. In order to safeguard auditor independence and objectivity, BDO LLP performed no other non-audit services during the year.

Auditor evaluation

BDO LLP have much experience in the VCT sector and the Board are satisfied that BDO LLP has carried out its duties as auditor in a diligent and professional manner



Janine Nicholls
Chairman of the Audit Committee
20 May 2021

Directors' Remuneration Report

The Board has prepared this report in accordance with the requirements of the Large and Medium Sized Companies and Groups (Accounts and Reports) (Amendment) Regulations 2013. An Ordinary resolution for the approval of this report will be put to shareholders at the forthcoming Annual General Meeting.

The law requires the Company's Auditor, BDO LLP, to audit certain disclosures provided. Where disclosures have been audited, they are indicated as such the rest of the disclosures have been reviewed for consistency with the financial statements and the auditor's understanding of the Company. The Auditor's opinion is included in the "Independent Auditor's Report" on pages 56 to 62.

Statement from the Chairman

I am pleased to present the Directors' Remuneration Report for the year ended 28 February 2021.

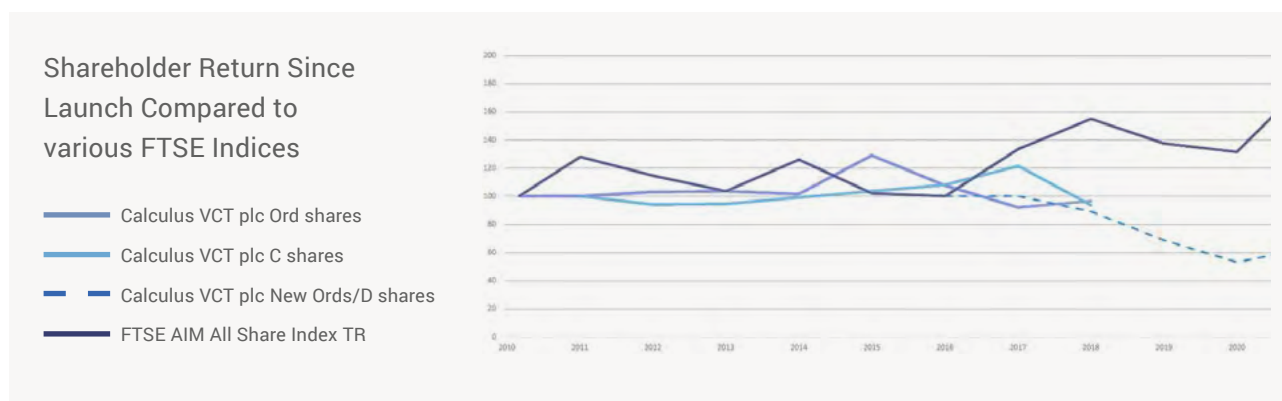
The Board consists entirely of non-executive directors and the Company has no employees. We have not, therefore, reported on those aspects of remuneration that relate to executive directors. Due to the size and nature of the Board, it is not considered appropriate for the Company to establish a separate remuneration committee, and the remuneration of the Directors is therefore dealt with by the Board as a whole.

During the year ended 28 February 2021, the fees were set at the rate of £24,000 per annum for the Chairman, £20,000 for Chair of the Audit Committee and £18,000 per annum for other directors. John Glencross receives

no fees from the Company. There has been 0 per cent increase in Directors fees for each Director against the prior year.

Company Performance

The graph below compares the total return (assuming all dividends are reinvested) to original holders of (old) Ordinary shares since 8 April 2010 and to original holders of C shares since 5 April 2011 (when the Ordinary shares and C shares respectively were first admitted to the Official List of The UK Listing Authority) and to original holders of D shares since 9 March 2016 and to holders of new Ordinary shares since 1 August 2017 compared to the total shareholder return in the FTSE AIM All Share Index. The FTSE AIM All Share index is the most appropriate for comparison as this allows smaller, riskier companies, like Calculus VCT, to list on a public exchange. The original Ordinary shares, C shares and D shares no longer exist. All share classes were merged on 1 August 2017 using conversion ratios of 1 Ordinary share = 0.1442 D shares and 1 C share = 0.235 D shares and then all the shares were renamed (new) Ordinary shares. The lines shown below for the original Ordinary and C classes from 1 August 2017 to 28 February 2018 use pro forma figures calculated by taking the proportion of a new Ordinary share as is represented by the conversion ratio X the price of an Ordinary share and adding cumulative dividends. As the D shares were renamed Ordinary shares, the pro forma return is the same as that of the Ordinary shares.



Directors' Emoluments for the Year ended 28 February 2021 (audited)

The Directors who served in the year received the following emoluments in the form of fees:

| Director | Year to 28 Feb 21 £'000 | Year to 29 Feb 20 £'000 |
|---|-------------------------------|-------------------------------|
| Jan Ward (appointed on 1 March 2019) | 24 | 22 |
| Kate Cornish-Bowden (resigned on 3 July 2020) | 7 | 20 |
| John Glencross | - | - |
| Claire Olsen | 18 | 18 |
| Janine Nicholls (appointed on 3 July 2020) | 13 | - |
| Michael O'Higgins (resigned on 4 July 2019) | - | 8 |
| | 62 | 68 |

Prior to 2019 the directors' fees had not been increased since the Company was formed in 2010. Following a review of the competitor landscape, fees were increased in 2019. Directors are compensated only for the period in which they serve.

John Glencross is not entitled to any remuneration from the Company due to his connection with Calculus Capital Limited.

Taxable benefits (audited)

The Directors who served during the year received no taxable benefits during the year.

Variable pay (audited)

The Directors who served during the year received no taxable benefits during the year.

Pensions benefits (audited)

The Directors who served during the year received no pension benefits during the year.

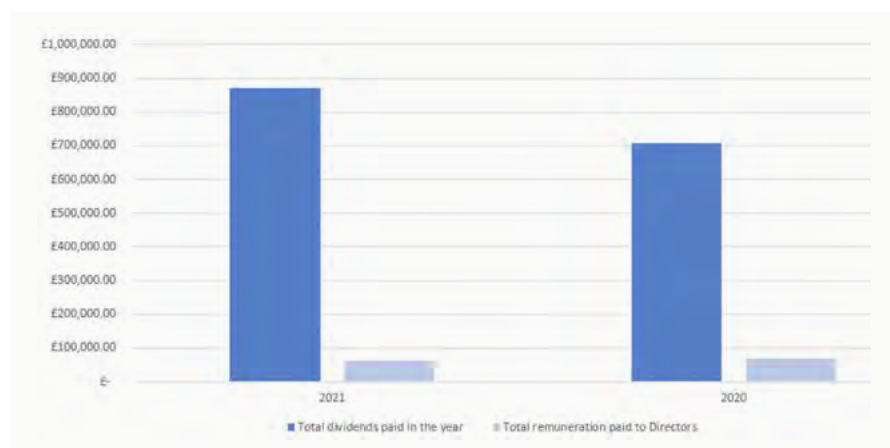
Directors' Interests (audited)

There is no requirement under the Company's Articles of Association for directors to hold shares in the Company. The interests of the Directors and any connected persons in shares of the Company are set out below:

Relative Importance of Spend on Pay

| | 2021 £'000 | 2020 £'000 | Change |
|--------------------------------------|------------|------------|---------|
| Total dividends paid in the year | 870 | 709 | 22.71% |
| Total remuneration paid to Directors | 62 | 68 | (8.82)% |

Relative Importance of Spend on Pay



Voting

The Directors' Remuneration Report for the year ended 28 February 2021 was approved by shareholders at the Annual General Meeting held on 3 July 2020. The votes cast by proxy were as follows:

| Directors' Remuneration Report | Number of Votes | % of Votes Cast |
|--------------------------------|-----------------|-----------------|
| For | 1,224,974 | 95.4 |
| Against | 17,606 | 1.4 |
| At Chairman's discretion | 18,933 | 1.5 |
| Total votes cast | 1,261,513 | 98.3 |
| Number of votes withheld | 22,529 | 1.7 |

Directors' Remuneration Policy

The Board's policy is that remuneration of non-executive directors should reflect the experience of the Board as a whole and is determined with reference to comparable organisations and appointments. The level of remuneration has been set in order to attract individuals of a calibre appropriate to the future development of the Company and to reflect the specific circumstances of the Company, the duties and responsibilities of the Directors and the value and amount of time committed to the Company's affairs. There are no performance conditions attaching to the remuneration of the Directors as the Board does not believe that this is appropriate for non-executive directors. The fees for the non-executive directors are discretionary, they are determined by the Board within the limit (not to exceed £100,000 per

year in aggregate) set out in the Company's Articles of Association, and they are not eligible for bonuses, pension benefits, share options, long-term incentive schemes or other benefits. The approval of shareholders would be required to increase the limits set out in the Articles of Association. The Directors have considered diversity and inclusion in relation to Board membership when recruiting new Board members and when considering investments. The current Board is 75% female and is made up of Directors from a diverse sector background. The Board aims to ensure its recruitment policy meets the highest standards in this regard and encourages applications for vacant posts from as wide range of applicants as possible.

| | Expected Fees for Year to 28 February 2022 £ | Paid Fees for the Year to 28 February 2021 £ |
|---|--|--|
| Chairman basic fee | 24,000 | 24,000 |
| Audit Chair fee | 20,000 | 20,000 |
| Non-executive Director basic fee | 18,000 | 18,000 |
| Total aggregate annual fees that can be paid | 100,000 | 100,000 |

Fees for any new director appointed would be in line with the Director's Remuneration Policy. Fees payable in respect of subsequent periods will be determined following an annual review. Any views expressed by shareholders on the fees being paid to directors would be taken into consideration by the Board.

In accordance with the regulations, an ordinary resolution to approve the Directors' remuneration policy will be put to shareholders at least once every three years and in any year if there is to be a change in the Directors' remuneration policy. The Director's remuneration policy was last approved by 96.9 per cent of votes cast at the Annual General Meeting in 2020. As a measure of good practice, ordinary resolution 3 to approve the Directors' remuneration policy is being put to shareholders at the forthcoming Annual General Meeting.

Directors' Service Contracts

It is the Board's policy that directors do not have service contracts, but directors are provided with a letter of appointment as a non-executive director. The appointments can be requested from the Secretary.

The terms of their appointment provide that directors shall retire and be subject to election at the first Annual General Meeting after their appointment. Directors are thereafter obliged to retire every year in accordance with AIC Code on Corporate Governance. Further details can be found in the Corporate Governance Statement on page 42. Directors who have served on the Board for nine years are no longer considered independent and subsequently must resign from the Board. The terms also provide that a director may be removed on not less than three months written notice. Compensation will not be made upon early termination of appointment.

Approval

The Directors' Remuneration Report was approved by the Board on 20 May 2021.



On behalf of the Board

Jan Ward

Chairman

20 May 2021

The team at eConsult



Directors' Responsibilities Statement

The directors are responsible for preparing the Annual Report and the Accounts in accordance with applicable law and regulations.

Company law requires the directors to prepare Accounts for each financial year. Under that law they have elected to prepare the Accounts in accordance with United Kingdom Generally Accepted Accounting Practice (United Kingdom Accounting Standards and applicable laws).

Under company law the Directors must not approve the Accounts unless they are satisfied that they give a true and fair view of the state of affairs and profit or loss of the Company for that period.

In preparing these Accounts, the directors are required to:

- select suitable accounting policies and then apply them consistently;
- make judgments and accounting estimates that are reasonable and prudent;
- state whether applicable UK Accounting Standards have been followed, subject to any material departures disclosed and explained in the Accounts; and
- prepare the Accounts on the going concern basis unless it is inappropriate to presume that the Company will continue in business.
- prepare a director's report, a strategic report and director's remuneration report which comply with the requirements of the Companies Act 2006.

The directors are responsible for keeping adequate accounting records that are sufficient to show and explain the Company's transactions and disclose with reasonable accuracy at any time the financial position of the Company and enable them to ensure that the Accounts comply with the Companies Act 2006. They are also responsible for safeguarding the assets of the Company

and hence for taking reasonable steps for the prevention and detection of fraud and other irregularities.

The Accounts are published on the www.calculuscapital.com website, which is a website maintained by the Company's Manager, Calculus Capital Limited. The maintenance and integrity of the website maintained by Calculus Capital Limited is, so far as it relates to the Company, the responsibility of Calculus Capital Limited. The work carried out by the Auditor does not involve consideration of the maintenance and integrity of this website and accordingly, the Auditor accepts no responsibility for any changes that have occurred to the Accounts since they were initially presented on the website. Visitors to the website need to be aware that legislation in the United Kingdom covering the preparation and dissemination of the Accounts may differ from legislation in their jurisdiction.

We confirm that to the best of our knowledge:

- the Accounts, prepared in accordance with UK accounting standards, give a true and fair view of the assets, liabilities, financial position and profit or loss of the Company; and
- the Annual Report including the Strategic Report includes a fair review of the development and performance of the business and the position of the Company together with a description of the principal risks and uncertainties that it faces.



On behalf of the Board

Jan Ward Chairman

20 May 2021

Independent auditor's report to the members of Calculus VCT plc

Opinion on the financial statements

In our opinion the financial statements:

- give a true and fair view of the state of the Company's affairs as at 28 February 2021 and of its profit for the year then ended;
- have been properly prepared in accordance with United Kingdom Generally Accepted Accounting Practice; and
- have been prepared in accordance with the requirements of the Companies Act 2006.

We have audited the financial statements of Calculus VCT plc (the 'Company') for the year ended 28 February 2021 which comprise the Income Statement, the Statement of Changes in Equity, the Statement of Financial Position, the Statement of Cashflows and notes to the financial statements, including a summary of significant accounting policies. The financial reporting framework that has been applied in their preparation is applicable law and United Kingdom Accounting Standards, including Financial Reporting Standard 102 The Financial Reporting Standard applicable in the UK and Republic of Ireland (United Kingdom Generally Accepted Accounting Practice).

Basis for opinion

We conducted our audit in accordance with International Standards on Auditing (UK) (ISAs (UK)) and applicable law. Our responsibilities under those standards are further described in the Auditor's responsibilities for the audit of the financial statements section of our report. We believe that the audit evidence we have obtained is sufficient and appropriate to provide a basis for our opinion. Our audit opinion is consistent with the additional report to the audit committee.

Independence

Following the recommendation of the audit committee, we were appointed by the members of the Company on 4 July 2019 to audit the financial statements for the year ending 29 February 2020 and subsequent financial periods. The period of total uninterrupted engagement including retenders and reappointments is 2 years, covering the years ending 29 February 2020 to 28 February 2021. We remain independent of the Company in accordance with the ethical requirements that are relevant to our audit of the financial statements in the UK, including the FRC's Ethical Standard as applied to listed public interest entities, and we have fulfilled our other ethical responsibilities in accordance with these requirements. The non-audit services prohibited by that standard were not provided to the Company.

Conclusions relating to going concern

In auditing the financial statements, we have concluded that the Directors' use of the going concern basis of accounting in the preparation of the financial statements is appropriate. Our evaluation of the Directors' assessment of the Company's ability to continue to adopt the going concern basis of accounting included:

- Obtaining the VCT compliance reports during the year and as at year end and reviewing their calculations to check that the Company was meeting its requirements to retain VCT status;
- Reviewing the forecasted cash flows that support the Directors' assessment of going concern by reference to actual performance in the year;
- Assessed the sensitivity of the forecasted cash flows to changes in the future financial performance of the Company and its investments; and
- Calculating financial ratios to ascertain the financial health of the Company.

Based on the work we have performed, we have not identified any material uncertainties relating to events or conditions that, individually or collectively, may cast significant doubt on the Company's ability to continue as a going concern for a period of at least twelve months from when the financial statements are authorised for issue.

In relation to the Company's reporting on how it has applied the UK Corporate Governance Code, we have nothing material to add or draw attention to in relation to the Directors' statement in the financial statements about whether the Directors considered it appropriate to adopt the going concern basis of accounting.

Our responsibilities and the responsibilities of the Directors with respect to going concern are described in the relevant sections of this report.

| | | 2021 | 2020 |
|-------------------|--|------|------|
| Key audit matters | Valuation of Unquoted Investments | ✓ | ✓ |
| Materiality | £392,000 (2020: £286,000) based on 2% (2019: 2%) of value of investments | | |

An overview of the scope of our audit

Our audit was scoped by obtaining an understanding of the Company and its environment, including the Company's system of internal control, and assessing the risks of material misstatement in the financial statements. We also addressed the risk of management override of internal controls, including assessing whether there was evidence of bias by the Directors that may have represented a risk of material misstatement.

As part of designing our audit, we determined materiality and assessed the risks of material misstatement in the financial statements. In particular, we looked at where the directors made subjective judgements, for example in respect of the valuation of investments which have a high level of estimation uncertainty involved in determining the unquoted investment valuations.

Key audit matters

Key audit matters are those matters that, in our professional judgement, were of most significance in our audit of the financial statements of the current period and include the most significant assessed risks of material misstatement (whether or not due to fraud) that we identified, including those which had the greatest effect on: the overall audit strategy, the allocation of resources in the audit, and directing the efforts of the engagement team. These matters were addressed in the context of our audit of the financial statements as a whole, and in forming our opinion thereon, and we do not provide a separate opinion on these matters.

Key audit matter

Valuation of unquoted investments (Note 1 and Note 9)

We consider the valuation of investments to be the most significant audit area as there is a high level of estimation uncertainty involved in determining the unquoted investment valuations.

There is an inherent risk of management override arising from the unquoted investment valuations being prepared by the Investment Manager, who is remunerated based on the net asset value of the Company.

How the scope of our audit addressed the key audit matter

Our sample for the testing of unquoted investments was stratified according to risk considering, inter alia, the value of individual investments, the nature of the investment, the extent of the fair value movement and the subjectivity of the valuation technique.

For all Investments in our sample we:

- Challenged whether the valuation methodology was the most appropriate in the circumstances under the International Private Equity and Venture Capital Valuation ("IPEV") Guidelines and the applicable accounting standards. We have checked that the valuation methodology remains applicable given the impact of Covid-19, and recalculated the value attributable to the Company, having regard to the application of enterprise value across the capital structures of the investee companies.

For investments sampled that were valued using less subjective valuation techniques (cost and price of recent investment reviewed for changes in fair value) we:

- Verified the cost or price of recent investment to supporting documentation;
- Considered whether the investment was an arm's length transaction through reviewing the parties involved in the transaction

and checking whether or not they were already investors of the investee Company;

- Considered whether there were any indications that the cost or price of recent investment was no longer representative of fair value considering, inter alia, the current performance of the investee company and the milestones and assumptions set out in the investment proposal; and
- Considered whether the price of recent investment is supported by alternative valuation techniques.

For investments sampled that were valued using more subjective techniques (earnings multiples, revenue multiples and discounted cash flow forecasts) we:

- Challenged and corroborated the inputs to the valuation with reference to management information of investee companies, market data and our own understanding and assessed the impact of the estimation uncertainty concerning these assumptions and the disclosure of these uncertainties in the financial statements;
- Reviewed the historical financial statements and any recent management information available to support assumptions about maintainable revenues, earnings or cash flows used in the valuations;

- Considered the revenue or earnings multiples applied and the discounts applied by reference to observable listed company market data; and
- Challenged the consistency and appropriateness of adjustments made to such market data in establishing the revenue or earnings multiple applied in arriving at the valuations adopted by considering the individual performance of investee companies against plan and relative to the peer group, the market and sector in which the investee company operates and other factors as appropriate.

Where appropriate, we performed a sensitivity analysis by developing our own point estimate where we considered that alternative input assumptions could reasonably have been applied and we considered the overall impact of such sensitivities on the portfolio of investments in determining whether the valuations as a whole are reasonable and free from bias.

Key observations

Based on the procedures performed we consider the investment valuations to be appropriate considering the level of estimation uncertainty.

Our application of materiality

We apply the concept of materiality both in planning and performing our audit, and in evaluating the effect of misstatements. We consider materiality to be the magnitude by which misstatements, including omissions, could influence the economic decisions of reasonable users that are taken on the basis of the financial statements.

In order to reduce to an appropriately low level the probability that any misstatements exceed materiality, we use a lower materiality level, performance materiality, to determine the extent of testing needed. Importantly, misstatements below these levels will not necessarily be evaluated as immaterial as we also take account of the nature of identified misstatements, and the particular circumstances of their occurrence, when evaluating their effect on the financial statements as a whole.

Based on our professional judgement, we determined materiality for the financial statements as a whole and performance materiality as follows:

| Materiality Measure | Company financial statements | |
|---|--|---------------|
| | 2021 £'000 | 2020 £'000 |
| Materiality | 392 | 286 |
| Basis for determining materiality | 2% of investments | |
| Rationale for the benchmark applied | As a Venture Capital Trust, the value of investments is the key measure of performance. | |
| Performance materiality | 290 | 200 |
| Basis for determining performance materiality | 75% of materiality (2020: 70% of materiality) based on our knowledge and experience of the client. | |

Reporting threshold

We agreed with the Audit Committee that we would report to them all individual audit differences in excess of £19,000 (2020:£5,000). We also agreed to report differences below this threshold that, in our view, warranted reporting on qualitative grounds.

Other information

The Directors are responsible for the other information. The other information comprises the information included in the Report and Accounts other than the financial statements and our auditor's report thereon. Our opinion on the financial statements does not cover the other information and, except to the extent otherwise explicitly stated in our report, we do not express any form of assurance conclusion thereon. Our responsibility is to read the other information and, in doing so, consider whether the other information is materially inconsistent with the financial statements or our knowledge obtained in the course of the audit, or otherwise appears to be materially misstated. If we identify such material inconsistencies or apparent material misstatements, we are required to determine whether this gives rise to a material misstatement in the financial statements themselves. If, based on the work we have performed, we conclude that there is a material misstatement of this other information, we are required to report that fact.

We have nothing to report in this regard.

Corporate governance statement

The Listing Rules require us to review the Directors' statement in relation to going concern, longer-term viability and that part of the Corporate Governance Statement relating to the company's compliance with the provisions of the UK Corporate Governance Statement specified for our review.

Based on the work undertaken as part of our audit, we have concluded that each of the following elements of the Corporate Governance Statement is materially consistent with the financial statements or our knowledge obtained during the audit.

Going concern and longer-term viability

- The Directors' statement with regards to the appropriateness of adopting the going concern basis of accounting and any material uncertainties identified; and
- The Directors' explanation as to its assessment of the entity's prospects, the period this assessment covers and why the period is appropriate.

Other Code provisions

- Directors' statement on fair, balanced and understandable;
- Board's confirmation that it has carried out a robust assessment of the emerging and principal risks;
- The section of the annual report that describes the review of effectiveness of risk management and internal control systems; and
- The section describing the work of the audit committee.

Other Companies Act 2006 reporting

Based on the responsibilities described below and our work performed during the course of the audit, we are required by the Companies Act 2006 and ISAs (UK) to report on certain opinions and matters as described below.

Strategic report and Directors' report

In our opinion, based on the work undertaken in the course of the audit:

- the information given in the Strategic report and the Directors' report for the financial year for which the financial statements are prepared is consistent with the financial statements; and
- the Strategic report and the Directors' report have been prepared in accordance with applicable legal requirements.

In the light of the knowledge and understanding of the Company and its environment obtained in the course of the audit, we have not identified material misstatements in the strategic report or the Directors' report.

Directors' remuneration

In our opinion, the part of the Directors' remuneration report to be audited has been properly prepared in accordance with the Companies Act 2006.

Corporate governance

In our opinion, based on the work undertaken in the course of the audit the information about internal control and

risk management systems in relation to financial reporting processes and about share capital structures, given in compliance with rules 7.2.5 and 7.2.6 in the Disclosure Guidance and Transparency Rules sourcebook made by the Financial Conduct Authority (the FCA Rules), is consistent with the financial statements and has been prepared in accordance with applicable legal requirements.

In the light of the knowledge and understanding of the Company and its environment obtained in the course of the audit, we have not identified material misstatements in this information.

In our opinion, based on the work undertaken in the course of the audit information about the Company's corporate governance code and practices and about its administrative, management and supervisory bodies and their committees complies with rules 7.2.2, 7.2.3 and 7.2.7 of the FCA Rules.

We have nothing to report arising from our responsibility to report if a corporate governance statement has not been prepared by the Company.

Matters on which we are required to report by exception

We have nothing to report in respect of the following matters in relation to which the Companies Act 2006 requires us to report to you if, in our opinion:

- adequate accounting records have not been kept, or returns adequate for our audit have not been received from branches not visited by us; or
- the financial statements and the part of the Directors' remuneration report to be audited are not in agreement with the accounting records and returns; or
- certain disclosures of Directors' remuneration specified by law are not made; or
- we have not received all the information and explanations we require for our audit.

Responsibilities of Directors

As explained more fully in the Directors' responsibilities statement, the Directors are responsible for the preparation of the financial statements and for being satisfied that they give a true and fair view, and for such internal control as the Directors determine is necessary to enable the preparation of financial statements that are free from material misstatement, whether due to fraud or error.

In preparing the financial statements, the Directors are responsible for assessing the Company's ability to continue as a going concern, disclosing, as applicable, matters related to going concern and using the going concern basis of accounting unless the Directors either intend to liquidate the Company or to cease operations, or have no realistic alternative but to do so.

Auditor's responsibilities for the audit of the financial statements

Our objectives are to obtain reasonable assurance about whether the financial statements as a whole are free from material misstatement, whether due to fraud or error, and to issue an auditor's report that includes our opinion. Reasonable assurance is a high level of assurance, but is not a guarantee that an audit conducted in accordance with ISAs (UK) will always detect a material misstatement when it exists. Misstatements can arise from fraud or error and are considered material if, individually or in the aggregate, they could reasonably be expected to influence the economic decisions of users taken on the basis of these financial statements.

Extent to which the audit was capable of detecting irregularities, including fraud

Irregularities, including fraud, are instances of non-compliance with laws and regulations. We design procedures in line with our responsibilities, outlined above, to detect material misstatements in respect of irregularities, including fraud. The extent to which our procedures are capable of detecting irregularities, including fraud is detailed below:

We gained an understanding of the legal and regulatory framework applicable to the Company and the industry in which it operates, and considered the risk of acts by the Company which were contrary to applicable laws and regulations, including fraud. These included but were not limited to compliance with Companies Act 2006, the FCA listing and DTR rules, the principles of the AIC Code of Corporate Governance, industry practice represented by the AIC SORP, FRS 102, and qualification as a VCT under UK tax legislation as any breach of this would lead to the Company losing various deductions and exemptions from corporation tax.

We focused on laws and regulations that could give rise to a material misstatement in the Company financial statements. Our tests included, but were not limited to:

- agreement of the financial statement disclosures to underlying supporting documentation;
- enquiries of management;
- review of minutes of board meetings throughout the period;
- obtaining an understanding of the control environment in monitoring compliance with laws and regulations; and
- obtaining the VCT compliance reports during the year and as at year end and reviewing their calculations to check that the Company was meeting its requirements to retain VCT status

We assessed the susceptibility of the financial statements to material misstatement, including fraud. Our audit work focussed on the valuation of unquoted investments, where the risk of material misstatement due to fraud is the greatest (refer to the Key Audit Matter section). We also:

- Obtained independent evidence to support the ownership of investments;
- Recalculated investment management fees in total; and
- Obtained independent confirmation of bank balances.

In addressing the risk of management override of internal controls we tested journals and evaluated whether there was evidence of bias by the Directors that represented a risk of material misstatement due to fraud.


We also communicated relevant identified laws and regulations and potential fraud risks to all engagement team members and remained alert to any indications of fraud or non-compliance with laws and regulations throughout the audit.

Our audit procedures were designed to respond to risks of material misstatement in the financial statements, recognising that the risk of not detecting a material misstatement due to fraud is higher than the risk of not detecting one resulting from error, as fraud may involve deliberate concealment by, for example, forgery, misrepresentations or through collusion. There are inherent limitations in the audit procedures performed and the further removed non-compliance with laws and regulations is from the events and transactions reflected in the financial statements, the less likely we are to become aware of it.

A further description of our responsibilities is available on the Financial Reporting Council's website at: www.frc.org.uk/auditorsresponsibilities. This description forms part of our auditor's report.

Use of our report

This report is made solely to the Company's members, as a body, in accordance with Chapter 3 of Part 16 of the Companies Act 2006. Our audit work has been undertaken so that we might state to the Company's members those matters we are required to state to them in an auditor's report and for no other purpose. To the fullest extent permitted by law, we do not accept or assume responsibility to anyone other than the Company and the Company's members as a body, for our audit work, for this report, or for the opinions we have formed.



Peter Smith (Senior Statutory Auditor)
For and on behalf of BDO LLP, Statutory Auditor
London, UK
27 May 2020

BDO LLP is a limited liability partnership registered in England and Wales (with registered number OC305127).

Income Statement

for the year ended 28 February 2021

| | | Year Ended 28 February 2021 | | | Year Ended 29 February 2020 | | |
|---|------|-----------------------------|-------------------------|----------------|-----------------------------|-------------------------|----------------|
| | Note | Revenue Return £'000 | Capital Return £'000 | Total £'000 | Revenue Return £'000 | Capital Return £'000 | Total £'000 |
| Gains/(losses) on investment at fair value | 9 | – | 404 | 404 | – | (329) | (329) |
| Gains on disposal of investments | 9 | – | 316 | 316 | – | 122 | 122 |
| Realised foreign exchange loss on disposal of investments | | – | (4) | (4) | – | – | – |
| Unrealised foreign exchange loss on disposal of investments | | – | – | – | – | (4) | (4) |
| Income | 3 | 151 | – | 151 | 154 | – | 154 |
| Investment management fee | 4 | (80) | (240) | (320) | (66) | (198) | (264) |
| Other expenses | 5 | (267) | – | (267) | (239) | – | (239) |
| Profit/(deficit) before taxation | | (196) | 476 | 280 | (151) | (409) | (560) |
| Taxation | 6 | – | – | – | – | – | – |
| Profit/(deficit) attributable to shareholders | | (196) | 476 | 280 | (151) | (409) | (560) |
| Profit/(deficit) per Ordinary share basic and diluted | 8 | (0.68)p | 1.66p | 0.98p | (0.69)p | (1.89)p | (2.58)p |

All items in the above statement derive from continuing operations. No operations were acquired or discontinued during the year.

There is no other comprehensive income as there were no other gains or losses other than those passing through the Income Statement.

The revenue and capital return columns are both prepared in accordance with the AIC SORP.

The notes on pages 68 to 85 form an integral part of these financial statements.

Statement of Changes in Equity

for the year ended 28 February 2021

| | Share Capital £'000 | Share Premium £'000 | Special Reserve £'000 | Capital redemption Reserve £'000 | Capital Reserve Realised £'000 | Capital Reserve Unrealised £'000 | Revenue Reserve £'000 | Total £'000 |
|--|------------------------|------------------------|--------------------------|-------------------------------------|-----------------------------------|-------------------------------------|--------------------------|----------------|
| For the year ended 28 February 2021 | | | | | | | | |
| 1 March 2020 | 249 | 10,323 | 8,725 | 57 | (412) | (223) | (1,266) | 17,453 |
| Investment holding gains | - | - | - | - | - | 404 | - | 404 |
| Gain on disposal of investments | - | - | - | - | 316 | - | - | 316 |
| Realised foreign exchange loss on disposal of investments | - | - | - | - | (4) | - | - | (4) |
| Unrealised prior year foreign exchange loss on disposal of investments | - | - | - | - | (4) | 4 | - | - |
| New share issue | 66 | 4,241 | - | - | - | - | - | 4,307 |
| Expenses of share issue | - | (71) | - | - | - | - | - | (71) |
| Share buybacks for cancellation | (1) | - | (45) | 1 | - | - | - | (45) |
| Management fee allocated to capital | - | - | - | - | (240) | - | - | (240) |
| Change in accrual in IFA trail commission | - | 6 | - | - | - | - | - | 6 |
| Revenue return after tax | - | - | - | - | - | - | (196) | (196) |
| Dividends paid | - | - | (870) | - | - | - | - | (870) |
| Cancellation of share premium account | - | (13,428) | 13,428 | - | - | - | - | - |
| Transfer of previously unrealised losses to realised | - | - | - | - | (122) | 122 | - | - |
| 28 February 2021 | 314 | 1,071 | 21,238 | 58 | (466) | 307 | (1,462) | 21,060 |

Statement of Changes in Equity

for the year ended 28 February 2021 (Continued)

| | Share Capital £'000 | Share Premium £'000 | Special Reserve £'000 | Capital redemption Reserve £'000 | Capital Reserve Realised £'000 | Capital Reserve Unrealised £'000 | Revenue Reserve £'000 | Total £'000 |
|---|------------------------|------------------------|--------------------------|-------------------------------------|-----------------------------------|-------------------------------------|--------------------------|----------------|
| For the year ended 29 February 2020 | | | | | | | | |
| 1 March 2019 | 184 | 5,584 | 9,488 | 56 | 215 | (441) | (1,115) | 13,971 |
| Investment holding losses | – | – | – | – | – | (329) | – | (329) |
| Gain on disposal of investments | – | – | – | – | 122 | – | – | 122 |
| Unrealised foreign exchange loss on disposal of investments | – | – | – | – | – | (4) | – | (4) |
| New share issue | 66 | 4,851 | – | – | – | – | – | 4,917 |
| Expenses of share issue | – | (76) | – | – | – | – | – | (76) |
| Share buybacks for cancellation | (1) | – | (54) | 1 | – | – | – | (54) |
| Management fee allocated to capital | – | – | – | – | (198) | – | – | (198) |
| Change in accrual in IFA trail commission | – | (36) | – | – | – | – | – | (36) |
| Revenue return after tax | – | – | – | – | – | – | (151) | (151) |
| Dividends paid | – | – | (709) | – | – | – | – | (709) |
| Transfer of previously unrealised losses to realised | – | – | – | – | (583) | 583 | – | – |
| Realised of prior year investment holding gains | – | – | – | – | 32 | (32) | – | – |
| 29 February 2020 | 249 | 10,323 | 8,725 | 57 | (412) | (223) | (1,266) | 17,453 |

The notes on pages 68 to 85 form an integral part of these financial statements.

Statement of Financial Position

at 28 February 2021

| | Note | 28 February 2021 £'000 | 29 February 2020 £'000 |
|---|------|---------------------------|---------------------------|
| Non-current assets | | | |
| Investments at fair value through profit or loss | 9 | 19,632 | 14,309 |
| Sales awaiting settlement | | – | 88 |
| Current assets | | | |
| Debtors | 10 | 119 | 151 |
| Cash at bank and on deposit | | 1,562 | 3,156 |
| Creditors: amount falling due within one year | | | |
| Creditors | 11 | (182) | (160) |
| Net current assets | | 1,499 | 3,147 |
| Non-current liabilities | | | |
| IFA trail commission | | (71) | (91) |
| Net assets | | 21,060 | 17,453 |
| Capital and reserves | | | |
| Called-up share capital | 12 | 314 | 249 |
| Share premium | | 1,071 | 10,323 |
| Special reserve | | 21,238 | 8,725 |
| Capital redemption reserve | | 58 | 57 |
| Capital reserve – realised | | (466) | (412) |
| Capital reserve – unrealised | | 307 | (223) |
| Revenue reserve | | (1,462) | (1,266) |
| Equity shareholders' funds | | 21,060 | 17,453 |
| Net asset value per Ordinary share – basic and diluted | 13 | 67.08p | 70.20p |

These financial statements were approved and authorised for issue by the Board of Calculus VCT plc 20 May 2021 and were signed on its behalf by:



Jan Ward
Chairman

20 May 2021

The notes on pages 68 to 85 form an integral part of these financial statements.

Statement of Cashflows

for the year ended 28 February 2021

| | Note | Year Ended 28 Feb 2021 £'000 | Year Ended 29 Feb 2020 £'000 |
|---|------|---------------------------------|---------------------------------|
| Cash flows from operating activities | | | |
| Investment income received | | 180 | 64 |
| Deposit interest received | | 3 | 7 |
| Investment management fees | | (308) | (245) |
| Other cash payments | | (262) | (246) |
| Net cash flow from operating activities | 14 | (387) | (420) |
| Cash flow from investing activities | | | |
| Purchase of investments | | (5,016) | (3,511) |
| Sale of investments | | 497 | 496 |
| Net cash flow from investing activities | | (4,519) | (3,015) |
| Cash flow from financing activities | | | |
| Ordinary share issue | | 4,272 | 6,274 |
| Expense of Ordinary/D share issue | | (70) | (81) |
| IFA trail commission | | (9) | (7) |
| Expenses of Neptune-Calculus transaction | | - | (8) |
| Share buybacks for cancellation | | (45) | (54) |
| Equity dividend paid | | (836) | (709) |
| Net cash flow from financing activities | | 3,312 | 5,415 |
| (Decrease)/increase in cash and cash equivalents | | (1,594) | 1,980 |
| Analysis of changes in cash and cash equivalents | | | |
| Cash and cash equivalents at the beginning of year | | 3,156 | 1,176 |
| Net cash (decrease)/increase | | (1,594) | 1,980 |
| Cash and cash equivalents at the year end | | 1,562 | 3,156 |

The notes on pages 68 to 85 form an integral part of these financial statements

Notes to the Financial Statements

1. Company information

The Company is incorporated in England and Wales and operates under the Companies Act 2006 (the Act) and the regulations made under the Act as a public company limited by shares, with registered number 07142153. The registered office of the Company is 104 Park Street, London, W1K 6NF.

2. Accounting Policies Basis of accounting

The Company's financial statements have been prepared under FRS102 "The Financial Reporting Standard applicable in the United Kingdom and Republic of Ireland" ("FRS102") and in accordance and with the Statement of Recommended Practice ("the SORP") for Investment Trust Companies and Venture Capital Trusts produced by the Association of Investment Companies ("AIC").

The financial statements are presented in Sterling (£).

Going concern

After reviewing the Company's cashflows and projections, the Directors have a reasonable expectation that the Company has adequate resources to continue in operational existence for the foreseeable future (being a period 12 months from the date these financial statements were approved) amid the COVID-19 pandemic. This is primarily due to the large cash reserves raised through new subscription offers every year, the funds raised are invested in accordance with the Company's investment policy and to meet VCT qualification requirements. The Company therefore continues to adopt the going concern basis in preparing its financial statements.

Significant judgements and estimates

Preparations of the financial statements requires management to make significant judgements and estimates. The items in the financial statements where these judgements and estimates have been made are in the valuation of unquoted investments. The valuation methodologies used when valuing unquoted investments provide a range of possible values. Judgments are made to determine the best valuation methodology in order to ascertain the fair value of unquoted investments. Fair value is calculated within a reasonable range of estimates. Estimates are based on historical experience and other assumptions that are considered reasonable under the circumstances. Hence, investments are measured at fair value in accordance with the International Private Equity and Venture Capital Valuation Guidelines. Further information on fair value of the Company' investments can be found on fair value hierarchy on page 81. The sensitivity analysis in note 16 demonstrates the impact on the portfolio of applying alternative values in the upside and downside.

As at 28 February 2021 the value of unquoted investments included within the Company's investment portfolio was £12,207,447 (2020: £8,118,626).

Investments

The Company has adopted FRS 102, sections 11 and 12, for the recognition and measurement of financial instruments. The Company's business is investing in financial assets with a view to profiting from their total return in the form of increases in fair value. Fair value is the amount for which an asset can be exchanged between knowledgeable, willing parties in an arm's length transaction. The Company manages and evaluates the performance of these investments on a fair value basis in accordance with its investment strategy, and information about the investments is provided on this basis to the Board of directors.

Investments held at fair value through profit or loss are initially recognised at fair value, being the methodology used when assessing that the consideration given was appropriate and excluding transaction or other dealing costs associated with the investment, which are expensed and included in the capital column of the Income Statement.

Gains or losses on investments classified as at fair value through profit or loss are recognised in the capital column of the Income Statement and allocated to the capital reserve – unrealised or realised as appropriate.

All purchases and sales of quoted investments are accounted for on the trade date basis. All purchases and sales of unquoted investments are accounted for on the date that the sale and purchase agreement becomes unconditional.

For quoted investments and money market instruments fair value is established by reference to bid, or last, market prices depending on the convention of the exchange on which the investment is quoted at the close of business on the balance sheet date.

Unquoted investments are valued using an appropriate valuation technique so as to establish what the transaction price would have been at the balance sheet date. Such investments are valued in accordance with the most recent International Private Equity and Venture Capital ("IPEV") guidelines. Primary indicators of fair value are derived from price of recent investments or cost, calibrated with other valuation methods such as earnings or sales multiples, discounted cash flows, or from net assets.

Earnings or sales multiples are tools that evaluate a financial metric as a ratio of another, allowing the comparable analysis of different companies. Relevant multiples are collated from the analysis of appropriate public companies and precedent transactions, and applied to both historic and forward-looking sales and earnings, the assumptions of which are based on the Company's forecasts, providing a suitable enterprise value for the respective unquoted investment.

A discounted cash flow is a valuation tool used by the Company to estimate the value of relevant unquoted investments, based on its forecast cash flows. For the unquoted investments, the majority of the present value will be in the terminal value, which captures the value of the investment beyond the forecast period. Predominantly, the Company assumes an earnings or sales multiple, based on comparable company analysis, and applies this to the relevant financial metric for the final year of the investment's forecast. The present value of forecast future cash flows is calculated by using an assumed discount rate of 25-30%, which is a function of the required rate of return over the proposed hold period of the unquoted investments.

Cash and cash equivalents

Cash comprises cash on hand and demand deposits. Cash equivalents does not include liquidity fund investments as the Company does not consider the risk associated with changes in value to be insignificant.

Debtors

Short term debtors are initially measured at transaction price. Subsequent remeasurement deducts any impairment from the transaction price.

Creditors

Short term trade creditors are initially and subsequently measured at the transaction price.

Income

Dividends receivable on equity shares are recognised as revenue on the date on which the shares or units are marked as ex-dividend. Where no ex-dividend date is available, the revenue is recognised when the Company's right to receive it has been established.

Interest receivable from fixed income securities and premiums on loan stock investments and preference shares is recognised using the effective interest rate method. Interest receivable and redemption premiums are allocated to the revenue column of the Income Statement. Provision is made against this income where recovery is doubtful.

Interest receivable on bank deposits is included in the financial statements on an accruals basis.

Other income is credited to the revenue column of the Income Statement when the Company's right to receive the income is established.

Expenses

All expenses are accounted for on an accruals basis. Expenses are charged to the Income Statement as follows:

Expenses are charged through revenue in the Income Statement except as follows:

- costs which are incidental to the acquisition or disposal of an investment are taken to the capital column of the Income Statement.
- expenses are charged to the capital column in the Income Statement where a connection with the maintenance or enhancement of the value of the investments can be demonstrated. In this respect investment management fees have been allocated 75 per cent to the capital column and 25 per cent to the revenue column in the Income Statement, being in line with the Board's expected long-term split of returns, in the form of capital gains and revenue respectively, from the investment portfolio of the Company.
- expenses associated with the issue of shares are deducted from the share premium account. Annual IFA trail commission covering a five-year period since share allotment has been provided for in the Accounts as, due to the nature of the Company, it is probable that this will be payable. The commission is apportioned between current and non-current liabilities.

Expenses incurred by the Company in excess of the agreed cap, currently 3 per cent of NAV (excluding irrecoverable VAT, annual trail commission and performance incentive fees), could be clawed back from Calculus Capital Limited. Any clawback is treated as a credit against the expenses of the Company.

Performance fees are recognised as a liability or contingent liability only when the current obligation to pay the performance incentive fee exists. As dividend decisions are discretionary, this obligation is assessed to exist when the dividends already distributed to a share class plus the net assets attributable to that share class would reach the performance hurdle.

Share capital

The share capital reserve contains the nominal value of all shares that have been issued. It is not distributable.

Share premium

The share premium is the excess paid by shareholders on share allotments above the nominal value of the share. There is currently a share premium account on the Ordinary shares issued since 8 December 2020. Share premium created prior to 8 December 2020 was cancelled in order to create a distributable capital reserve. The special reserve was created on the cancellation of the share premium account on 20 October 2010 for original ordinary shares, 23 November 2011 for C shares and 1 November 2017 and 8 December 2020 for the Ordinary share class. All of the special reserve created since November 2017 is now distributable as disclosed below.

Special reserve

The special reserve was created by the cancellation of the original ordinary share fund's share premium account on 20 October 2010. A further cancellation of the share premium account occurred on 23 November 2011 for both the original ordinary share fund and C share fund. A further cancellation of the share premium account occurred on 1 November 2017 and 8 December 2020 for the Ordinary share fund. The special reserve is a distributable reserve created to be used by the Company inter alia to write off losses, fund market purchases of its own shares and make distributions and/or for other corporate purposes.

The Company was formerly an investment company under section 833 of the Companies Act 2006. On 18 May 2011, investment company status was revoked by the Company. This was done in order to allow the Company to pay dividends to shareholders using the special reserve.

Capital redemption reserve

The capital redemption reserve accounts for the amounts by which the issued share capital is reduced through the repurchase and cancellation of the Company's own shares. A resolution is being put to shareholders at the upcoming annual general meeting so that the Company can apply to cancel this reserve and create additional special reserve.

Capital reserve realised

The capital reserve realised discloses the gains and losses on disposal of investments and also 75% of management fees as this is the level associated with the enhancement or maintenance of investments. Profits achieved from this reserve would be distributable.

Capital reserve unrealised

The capital reserve unrealised is the appreciation or depreciation of investments and unrealised exchange gains or losses on outstanding trades. When an investment is sold the related balance in the capital reserve unrealised is transferred to the capital reserve realised.

Revenue reserve

The revenue reserve represents accumulated profit or loss retained by the Company.

Distributable reserves

Distributable reserves are represented by the special reserve, the capital reserve realised and the revenue reserve reduced by negative capital reserve unrealised which total £19,307,485, as at 28 February 2021. From 1 March 2021, £6,178,247 of this amount will be distributable. In accordance with VCT rules, special reserves created from share premium cannot be distributed until three years after the accounting period in which the shares were issued.

Taxation

Deferred tax is recognised in respect of all timing differences that have originated but not reversed at the reporting date where transactions or events that result in an obligation to pay more tax in the future have occurred at the reporting date. This is subject to deferred tax assets only being recognised if it is considered more likely than not that there will be suitable profits from which the future reversals of the underlying timing differences can be deducted. Timing differences are differences between the Company's taxable profits and its results as stated in the financial statements.

Deferred tax is measured at the average tax rates that are expected to apply in the periods in which the timing differences are expected to reverse, based on tax rates and laws that have been enacted or substantively enacted by the balance sheet date. Deferred tax is measured on a non- discounted basis.

No taxation liability arises on gains from sales of fixed asset investments by the Company by virtue of its venture capital trust status. However, the net revenue (excluding UK dividend income) accruing to the Company is liable to corporation tax at the prevailing rates.

Any tax relief obtained in respect of management fees allocated to capital is reflected in the capital reserve – realised and a corresponding amount is charged against revenue. The relief is the amount by which corporation tax payable is reduced as a result of capital expenses.

Dividends

Dividends payable to equity shareholders are recognised in the Statement of Changes in Equity in the period which they are paid or have been approved by shareholders in the case of a final dividend and become a liability of the Company.

Interim dividends are recognised when paid. Final dividends are recognised when approved by shareholders at the AGM when they become irrevocable and legally binding.

Share buybacks

The Board considers that the Company should have the ability to purchase its shares in the market with the aim of providing the opportunity for shareholders who wish to sell their shares to do so. Subject to maintaining a level of liquidity in the Company which the Board considers appropriate, it is the intention that such purchases of shares will be made at a price which represents a discount of no greater than 5% (or 10% in respect of buybacks made on or before 28 February 2020) to the most recently published net asset value per share. Shares bought back will be cancelled.

Where shares are purchased for cancellation, the consideration paid, including any directly attributable incremental costs, is deducted from distributable reserves. As required by the Companies Act 2006, the equivalent of the nominal value of shares cancelled is transferred to the capital redemption reserve.

3. Income

| | Year Ended 28 February 2021 £'000 | Year Ended 29 February 2020 £'000 |
|----------------------------------|--------------------------------------|--------------------------------------|
| UK unfranked loan stock interest | 143 | 121 |
| Liquidity Fund interest | 4 | 26 |
| Bank interest | 2 | 7 |
| Other interest | 2 | – |
| | 151 | 154 |

All income arose in the United Kingdom.

The Board considered operating segments and considered there to be one, that of investing in financial assets.

4. Investment Management Fee

| | Year Ended 28 February 2021 | | | Year Ended 29 February 2020 | | |
|---------------------------|-----------------------------|------------------|----------------|-----------------------------|------------------|----------------|
| | Revenue £'000 | Capital £'000 | Total £'000 | Revenue £'000 | Capital £'000 | Total £'000 |
| Investment management fee | 80 | 240 | 320 | 66 | 198 | 264 |

No performance fee was paid during the year or payable at the year end

For the year ended 28 February 2021, Calculus Capital Limited did not contribute (2020: £nil contributed) to the expenses of the Company as the total expenses did not exceed the expense cap. At 28 February 2021, there was £81,158 due to Calculus Capital Limited for management fees (2020: £69,017 due to Calculus Capital Limited).

Details of the terms and conditions of the investment management agreement are set out in the Directors' Report.

5. Other expenses

| | Year Ended 28 February 2021 £'000 | Year Ended 29 February 2020 £'000 |
|--|---|---|
| Directors' fees | 62 | 68 |
| Calculus secretarial fee (VAT inclusive) | 18 | 18 |
| Administrator's fees | 38 | 38 |
| Fees payable to the Company's auditor for the audit of the Company's annual accounts | 36 | 29 |
| Fees paid to the auditor for permissible audit related services | - | 6 |
| Other | 113 | 80 |
| | 267 | 239 |

Further details of directors' fees can be found in the Directors' Remuneration Report on page 50 to 53 of the Accounts.

6. Taxation

| | Year Ended 28 February 2021 | | | Year Ended 29 February 2020 | | |
|--|-----------------------------|------------------|----------------|-----------------------------|------------------|----------------|
| | Revenue £'000 | Capital £'000 | Total £'000 | Revenue £'000 | Capital £'000 | Total £'000 |
| Profit/(loss) before tax | (196) | 476 | 280 | (151) | (409) | (560) |
| Theoretical tax at UK Corporation Tax rate of 19.0% (2020: 19.0%) | (37) | 90 | 53 | (29) | (78) | (107) |
| Timing differences: loss not recognised, carried forward | 37 | 46 | 83 | 29 | 38 | 67 |
| Effects of non-taxable (gains)/ losses | | (136) | (136) | - | 40 | 40 |
| Tax charge | - | - | - | - | - | - |

The Corporation Tax rate was at 19% for the whole of the reporting period.

At 28 February 2021, the Company had £1,355,646 (29 February 2020: £1,863,227) of excess management expenses to carry forward against future taxable profits.

The Company's deferred tax asset of £257,573 (29 February 2020: £316,749) has not been recognised due to the fact that it is unlikely the excess management expenses will be set off in the foreseeable future.

7. Dividends

| | Year Ended 28 February 2021 £'000 | Year Ended 29 February 2020 £'000 |
|--|---|---|
| New ordinary shares | | |
| Declared and paid: 3.2p per Ordinary share in respect of the year ended 29 February 2020 (2019: 3.4p) | 870 | 709 |

The Board have proposed an Ordinary share dividend in respect of the year to 28 February 2021 of 3.02 pence per share which, if approved by shareholders, will be paid on the 30 July 2021 to all Ordinary shareholders on the register on 2 July 2021.

The proposed dividend is subject to approval by shareholders at the forthcoming Annual General Meeting and has not been included as a liability in these Accounts.

8. Return per Share (Basic and Diluted)

| | Year Ended 28 February 2021 | | | Year Ended 29 February 2020 | | |
|----------------------------------|-----------------------------|---------------|-------------|-----------------------------|---------------|-------------|
| | Revenue pence | Capital pence | Total pence | Revenue pence | Capital pence | Total pence |
| Return per Ordinary share | (0.68) | 1.66 | 0.98 | (0.69) | (1.89) | (2.58) |

Ordinary share return

Revenue return per Ordinary share is based on the net revenue loss after taxation of £195,904 (2020: £150,950) and on 28,735,205 Ordinary shares, (2020: 21,728,528) being the weighted average number of Ordinary shares in issue during the period.

Capital return per Ordinary share is based on the net capital gain for the period of £475,951 (2020: loss £409,408) and on 28,735,205 Ordinary shares (2020: 21,728,528) being the weighted average number of Ordinary shares in issue during the period.

Total return per Ordinary share is based on the net gain for the period of £280,047 (2020: loss £560,358) and on 28,735,205 Ordinary shares (2020: 21,728,528), being the weighted average number of Ordinary shares in issue during the period.

9. Investments

| | Year Ended 28 February 2021 | | | Year Ended 29 February 2020 | | |
|---|----------------------------------|-------------------------|-------------|----------------------------------|-------------------------|-------------|
| | VCT Qualifying Investments £'000 | Other Investments £'000 | Total £'000 | VCT Qualifying Investments £'000 | Other Investments £'000 | Total £'000 |
| Opening book cost | 8,878 | 5,650 | 14,528 | 6,384 | 5,650 | 12,034 |
| Opening investment holding (losses)/gains | (237) | 18 | (219) | (447) | 6 | (441) |
| Opening fair value | 8,641 | 5,668 | 14,309 | 5,937 | 5,656 | 11,593 |
| Movements in year: | | | | | | |
| Purchases at cost | 5,016 | - | 5,016 | 3,511 | - | 3,511 |
| Sales proceeds | (411) | (2) | (413) | (588) | - | (588) |
| Realised gain/(losses) on sales | 317 | (1) | 316 | 122 | - | 122 |
| Prior year unrealised (gains)/losses realised during the year | (120) | (2) | (122) | - | - | - |
| Increase in investment holding gains/(losses) | 522 | 4 | 526 | (341) | 12 | (329) |
| Closing fair value | 13,965 | 5,667 | 19,632 | 8,641 | 5,668 | 14,309 |
| Closing book cost | 13,680 | 5,645 | 19,325 | 8,878 | 5,650 | 14,528 |
| Closing investment holding gains/(losses) | 285 | 22 | 307 | (237) | 18 | (219) |
| Closing fair value | 13,965 | 5,667 | 19,632 | 8,641 | 5,668 | 14,309 |

The Company sold investments of £413,000 in the year. The book cost of these investments when they were purchased was £209,000. These investments have been revalued over time and until they were sold any unrealised gains/losses were included in the fair value of the investments.

In the year to 28 February 2021, C4X Discovery had an uplift in fair value of £695,000, Scancell's fair value increased by £442,000 and Oxford Biotherapeutics by £367,000. Evoterra which bought the share capital of Terrain Energy and MicroEnergy was written down by £332,000. Also, during the year Arcis was written down by £272,000 and Money Dashboard by £222,000.

Note 16 to the financial statements provides a detailed analysis of investments held at fair value through profit or loss.

10. Debtors

| | Year Ended 28 February 2021 £'000 | Year Ended 29 February 2020 £'000 |
|--------------------------------|---|---|
| Current debtors | | |
| Prepayments and accrued income | 119 | 151 |
| Non Current debtors | | |
| Sales awaiting settlement | – | 88 |
| | 119 | 239 |

11. Creditors

| | Year Ended 28 February 2021 £'000 | Year Ended 29 February 2020 £'000 |
|----------------------|---|---|
| Management fees | 81 | 69 |
| Audit fees | 31 | 29 |
| Directors' fees | 10 | 10 |
| Secretarial fees | 5 | 5 |
| Administrator's fees | 3 | 6 |
| IFA trail commission | 20 | 15 |
| Other creditors | 32 | 26 |
| | 182 | 160 |

12. Share Capital

| Number of shares | Ordinary shares |
|--|-------------------|
| Ordinary shares of 1p each | |
| Opening balance 01 March 2020 | 24,862,968 |
| New issue of Ordinary shares | 6,549,781 |
| New issue of Ordinary shares via dividend reinvestment scheme | 53,552 |
| Share buyback Ordinary shares | (73,209) |
| Closing balance 28 February 2021 | 31,393,092 |

| Nominal value | Ordinary share £'000 |
|--|-------------------------|
| Ordinary shares of 1p each | |
| Opening balance 01 March 2020 | 249 |
| New issue of Ordinary shares | 65 |
| New issue of Ordinary shares via dividend reinvestment scheme | 1 |
| Share buyback Ordinary shares | (1) |
| Closing balance 28 February 2021 | 314 |

On 3 April 2020, 2,342,066 Ordinary shares were issued for total consideration of £1,544,124. On 31 July 2020, 1,731,817 Ordinary shares were issued for total consideration of £1,136,71, of which, and 52,091 Ordinary shares were issued as part of the Dividend Reinvestment scheme. On 3 September 2020, 798,895 Ordinary shares were issued for a total consideration of £520,100, and 1,461 Ordinary shares were issued as part of the Dividend Reinvestment scheme. On 16 December 2020, 1,729,094 Ordinary shares were issued for total consideration of £1,102,816.

On 18 June 2020 and 22 February 2021, the Company bought back for cancellation, 22,127 and 51,082 Ordinary shares respectfully.

All Ordinary shares are fully paid, rank pari passu and carry one vote per share.

Under the Articles of Association, a resolution for the continuation of the Company as a VCT will be proposed at the Annual General Meeting falling after the tenth anniversary of the last allotment (from time to time) of shares in the Company and thereafter at five-yearly intervals.

13. Net Asset Value per Share

| | 28 February 2021 £'000 | 29 February 2020 £'000 |
|---|---------------------------|---------------------------|
| Net asset value per Ordinary share | 67.08p | 70.20p |

The basic and diluted net asset value per Ordinary share is based on net assets of £21,059,689 (29 February 2020: £17,453,046) and on 31,393,092 Ordinary shares (29 February 2020: 24,862,968), being the number of Ordinary shares in issue at the end of the year.

14. Reconciliation of Net Loss before Tax to Cash Flow from Operating Activities

| | 28 February 2021 £'000 | 29 February 2020 £'000 |
|--|---------------------------|---------------------------|
| Profit/(loss) for the year | 280 | (560) |
| (Gains)/losses on investments | (716) | 211 |
| Decrease/(increase) in debtors | 32 | (91) |
| Increase in creditors | 17 | 20 |
| Cash flow from operating activities | (387) | (420) |

15. Financial Commitments

At 28 February 2021, the Company did not have any financial commitments which had not been accrued for (2020: nil).

16. Financial Instruments

The Company's financial instruments comprise securities and cash and liquid resources that arise directly from the Company's operations.

The principal risks the Company faces in its portfolio management activities are:

- Market price risk
- Liquidity risk

The Company does not have exposure to foreign currency risk.

a) Market price risk

Qualifying Investments

Market risk embodies the potential for losses and includes interest rate risk and price risk.

The management of market price risk is part of the investment management process. The portfolio is managed in accordance with policies in place as described in more detail in the Chairman's Statement and Manager's Review (Qualifying Investments).

The Company's strategy on the management of investment risk is driven by the Company's investment objective as outlined above. Investments in unquoted companies and AIM-traded companies, by their nature, involve a higher degree of risk than investments in the main market. Some of that risk can be mitigated by diversifying the portfolio across business sectors and asset classes.

Interest is earned on cash balances and money market funds and is linked to the banks' variable deposit rates. The Board does not consider interest rate risk to be material. Interest rates arising on loan stock instruments is not considered significant as the main risk on these investments are credit risk and market price risk. The weighted average interest rate earned on the loan stock instruments as at 28 February 2021 was 9.2% (2020: 9.7%).

An analysis of financial assets and liabilities, which identifies the risk of the Company's holding of such items, is provided. The Company's financial assets comprise equity, loan stock, cash and debtors. The interest rate profile of the Company's financial assets is given in the table below:

| | As at 28 February 2021 | | As at 29 February 2020 | |
|---------------------------|-------------------------------------|------------------------------------|-------------------------------------|------------------------------------|
| | Fair Value Interest Rate Risk £'000 | Cash Flow Interest Rate Risk £'000 | Fair Value Interest Rate Risk £'000 | Cash Flow Interest Rate Risk £'000 |
| Loan stock | 1,828 | – | 1,625 | – |
| Money market funds | – | 5,667 | – | 5,665 |
| Cash | – | 1,562 | – | 3,156 |
| | 1,828 | 7,229 | 1,625 | 8,821 |

The variable rate is based on the banks' deposit rate and applies to cash balances held and the money market funds. The benchmark rate which determines the interest payments received on interest bearing cash balances is the Bank of England base rate, which was 0.1 per cent as at 28 February 2021.

Credit risk is considered to be part of market risk.

Where an investment is made in loan stock issued by an unquoted company, it is made as part of an overall equity and debt package. The recoverability of the debt is assessed as part of the overall investment process and is then monitored on an ongoing basis by the Manager who reports to the Board on any recoverability issues.

Credit risk arising on transactions with brokers relates to transactions awaiting settlement. Risk relating to unsettled transactions is considered to be small due to the short settlement period involved and the high credit quality of the brokers used. The Board monitors the quality of service provided by the brokers used to further mitigate this risk.

All the assets of the Company which are traded on AIM are held by Investec Wealth & Investment, the Company's custodian. Bankruptcy or insolvency of the custodian may cause the Company's rights with respect to securities held by the custodian to be delayed or limited. The Board and the Manager monitor the Company's risk by reviewing the custodian's internal control reports.

Sensitivity Analysis

The Board considers that the value of investments in equity and loan stock instruments are sensitive to changes to trading performance and the fluctuations of wider public equity markets. Such changes affect the enterprise value of AIM listed and unquoted companies.

In light of COVID-19 we have set the changes to a rate of 25% where as historically we had used a rate of 10%, including the sensitivity analysis for last year.

The sensitivity below has been applied to AIM listed investments with a 25% movement in share price and to unquoted securities valued with reference to market inputs such as multiples of earnings or revenue and discounted cash flows, with a 25% movement in such market input applied.

As at 28 of February 2021, if the AIM listed investments share price had been 25% higher or lower with all other variables held constant, the increase or decrease on net assets at the year end would be £442,407.

As at 28 of February 2021, if the unquoted securities had a 25% increase or decrease in the market input (due to the movement in the quoted securities) with all other variables held constant, the increase or decrease in net assets would be £1,826,027.

The combined total increase or decrease on net assets would be £2,268,434 (2020: £361,057). The increases and decreases are based on the current portfolio value £19,632,249 (2020: £14,309,364). The variance of 25% is the Managers assessment of reasonable possible change in light of recent events. The sensitivity analysis assumes the actual portfolio of investments held by the Company is symmetrically correlated to this overall movement in net assets. However, in reality unquoted companies have other factors which may influence the extent of the valuation change.

b) Liquidity risk

The Company's liquidity risk is managed on an ongoing basis by the Manager. The Company's overall liquidity risks are monitored on a quarterly basis by the Board.

The Company maintains sufficient investments in cash and readily realisable securities to pay accounts payable and accrued expenses as they fall due.

Maturity profile

The carrying value of fixed rate investments in unquoted companies held at 28 February 2021, which is analysed by expected maturity date, is as follows:

| | Within 1 year £'000 | Within 1 – 2 years £'000 | Within 2 – 3 years £'000 | Within 3 – 4 years £'000 | Within 4 – 5 years £'000 | More than 5 years £'000 | Total £'000 |
|-------------------------------|------------------------|-----------------------------|-----------------------------|-----------------------------|-----------------------------|----------------------------|----------------|
| As at 28 February 2021 | | | | | | | |
| Loan stock | - | - | 145 | 1,150 | 533 | - | 1,828 |
| As at 29 February 2020 | | | | | | | |
| Loan stock | 95 | - | - | 280 | 1,250 | - | 1,625 |

Qualifying investments

The Company's financial instruments include investments in unlisted equity investments which are not traded in an organised public market and which may be illiquid. As a result, the Company may not be able to realise quickly some of its investments at an amount close to their fair value in order to meet its liquidity requirements, or to respond to specific events such as deterioration in the creditworthiness of any particular issuer.

The Board seeks to ensure that an appropriate proportion of the Company's investment portfolio is invested in cash and readily realisable assets, which are sufficient to meet any funding commitments that may arise.

Under its Articles of Association, the Company has the ability to borrow a maximum amount equal to 25 per cent of its gross assets. As at 28 February 2021, the Company had no borrowings.

c) Capital management

The capital structure of the Company consists of cash held and shareholders' equity. Capital is managed to ensure the Company has adequate resources to continue as a going concern, and to maximise the income and capital return to its shareholders, while maintaining a capital base to allow the Company to operate effectively in the market place and sustain future development of the business. To this end the Company may use gearing to achieve its objectives. The Company's assets and borrowing levels are reviewed regularly by the Board.

d) Fair value hierarchy

Investments held at fair value through profit or loss are valued in accordance with IPEV guidelines.

The valuation method used will be the most appropriate valuation methodology for an investment within its market, with regard to the financial health of the investment and the IPEV guidelines.

As required by the Standard, an analysis of financial assets and liabilities, which identifies the risk of the Company's holding of such items, is provided. The Standard requires an analysis of investments carried at fair value based on the reliability and significance of the information used to measure their fair value. In order to provide further information on the valuation techniques used to measure assets carried at fair value, we have categorised the measurement basis into a "fair value hierarchy" as follows:

- Quoted market prices in active markets – "Level 1"

Inputs to Level 1 fair values are quoted prices in active markets for identical assets. Quoted in an active market in this context means quoted prices are readily and regularly available and those prices represent actual and regularly occurring market transactions on an arm's length basis. The quoted price is usually the current bid price. The Company's investments in AIM quoted equities and money market funds are classified within this category.

- Valued using models with significant observable market parameters – "Level 2"

Inputs to Level 2 fair values are inputs other than quoted prices included within Level 1 that are observable for the asset, either directly or indirectly.

- Valued using models with significant unobservable market parameters – "Level 3"

Inputs to Level 3 fair values are unobservable inputs for the asset. Unobservable inputs may have been used to measure fair value to the extent that observable inputs are not available, thereby allowing for situations in which there is little, if any, market activity for the asset at the measurement date (or market information for the inputs to any valuation models). As such, unobservable inputs reflect the assumptions the Company considers that market participants would use in pricing the asset. The Company's unquoted equities and loan stock are classified within this category. As explained in note 1, unquoted investments are valued in accordance with the IPEV guidelines.

The table below shows assets measured at fair value categorised into the three levels referred to above. During the year there were no transfers between Levels 1, 2 or 3.

| | Financial Assets at Fair Value through Profit or Loss At 28 February 2021 | | | |
|--------------------|--|------------------|------------------|----------------|
| | Level 1 £'000 | Level 2 £'000 | Level 3 £'000 | Total £'000 |
| Unquoted equity | – | – | 10,379 | 10,379 |
| Quoted equity | 1,758 | – | – | 1,758 |
| Money market funds | 5,667 | – | – | 5,667 |
| Loan stock | – | – | 1,828 | 1,828 |
| | 7,425 | – | 12,207 | 19,632 |

| | Financial Assets at Fair Value through Profit or Loss At 29 February 2020 | | | |
|--------------------|--|------------------|------------------|----------------|
| | Level 1 £'000 | Level 2 £'000 | Level 3 £'000 | Total £'000 |
| Unquoted equity | – | – | 6,493 | 6,493 |
| Quoted equity | 526 | – | – | 526 |
| Money market funds | 5,665 | – | – | 5,665 |
| Loan stock | – | – | 1,625 | 1,625 |
| | 6,191 | – | 8,118 | 14,309 |

Reconciliation of fair value for level 3 financial instruments held at the year end:

| | Level 3 Investments | | |
|---|--------------------------|---------------------|----------------|
| | Unquoted Equity £'000 | Loan Stock £'000 | Total £'000 |
| Fair value as at 29 February 2020 | 6,493 | 1,625 | 8,118 |
| Purchases at cost | 4,483 | 533 | 5,016 |
| Disposal Proceeds | (1) | (95) | (96) |
| Realised losses on disposal | (2) | – | (2) |
| Prior year unrealised (gains)/losses realised during the period | (2) | – | (2) |
| Unrealised movement | (592) | (235) | (827) |
| Fair value as at 28 February 2021 | 10,379 | 1,828 | 12,207 |

Unquoted investments are valued using an appropriate valuation technique so as to establish what the transaction price would have been at the balance sheet date. Such investments are valued in accordance with the most recent International Private Equity and Venture Capital (“IPEV”) guidelines. Primary indicators of fair value are derived from price of recent investments or cost, calibrated with other valuation methods such as earnings or sales multiples, discounted cash flows or from net assets.

Where the effect of changing one or more inputs to reasonably possible alternative assumptions would result in a significant change to the fair value measurement, information on this sensitivity is mentioned above on page 80. The information used in determination of the fair value of Level 3 investments is chosen with reference to the specific underlying circumstances and position of the investee company.

17. Related Parties’ Transactions

John Glencross, a director of the Company, is a director of Calculus Capital Limited and owns 50 per cent of the shares of its holding Company. Calculus Capital Limited receives a Manager’s fee from the Company. As disclosed in Note 4, for the year ended 28 February 2021, Calculus Capital Limited earned £319,639 of management fees (2020: £264,358). Calculus Capital Limited also earned a company secretarial fee of £18,000 (2020: £18,000).

Calculus Capital Limited took on the expenses cap on 15 December 2015. In the year to 28 February 2021, Calculus Capital Limited did not contribute towards the expenses of the Company as the expense cap was not reached during the year. (2020: contributed £nil).

18. Transactions with the Manager

John Glencross, a Director of the Company, is Chief Executive and a director of Calculus Capital Limited, the Company's Manager. He does not receive any remuneration from the Company. He is a director of Maven Screen Media Limited and Home Team Content Limited.

In the year to 28 February 2021, Calculus Capital receives fees from certain portfolio companies. The aggregate amounts received by Calculus Capital Limited for any monitoring, provision of a director and arrangement fees, as appropriate, from the investee companies in relation to the Company's investment was as follows:

| | 2021 | 2020 | | 2021 | 2020 |
|--------------------------------------|----------------|---------|--------------------------------------|----------------|---------|
| Antech Limited | £536 | £524 | MIP Diagnostics Limited | £8,999 | £0 |
| Arcis Biotechnology Holdings Limited | £9,695 | £180 | Mologic Limited | £629 | £719 |
| Arecor Limited | £14,896 | £750 | Money Dashboard Ltd | £1,507 | £793 |
| Blu Wireless Technology Limited | £3,261 | £2,641 | Open Energy Market Limited | £2,520 | £2,782 |
| Cloud Trade Technologies Limited | £4,320 | £4,213 | Oxford Biotherapeutics Limited | £6,179 | £2,325 |
| Cornerstone Brands Limited | £2,027 | £3,240 | Park Street Shipping Limited | £1,095 | £1,066 |
| Duvas Technologies Limited | £13,380 | £3,444 | Pico's Limited | £200 | £1,115 |
| eConsult Health Limited | £17,000 | £0 | Quai Administration Services Limited | £2,816 | £2,185 |
| Essentia Analytics Limited | £2,865 | £3,118 | Raindog Films Limited | £2,553 | £14,209 |
| Every1Mobile Limited | £7,786 | £3,518 | Rotageek Limited | £20,232 | £0 |
| Evoterra Limited | £5,507 | £6,377 | ThanksBox Limited | £33,687 | £0 |
| Fiscaltec Group Limited* | £3,039 | £10,500 | Wazoku Limited | £7,992 | £3,150 |
| Home Team Content Limited | £47,241 | £0 | Weeding Technologies Limited | £2,101 | £2,026 |
| IPV Limited | £2,139 | £2,361 | WheelRight Limited | £1,849 | £964 |
| Maven Screen Media Ltd | £9,909 | £0 | Wonderhood Limited | £1,941 | £11,528 |
| Maze Theory Limited | £5,348 | £0 | | | |

*100% of this fee relates to the VCT

19. Post balance sheet events

The Company sold its remaining shares in Genedrive on 3 March 2021 for a consideration of £88,021.

Axol Bioscience Ltd, an established provider of stem cells produced from reprogrammed human blood and tissue cells, and CENSO Biotechnologies, a cell biology CRO, merged on the 19 March 2021. The new entity will become a leading provider of product and service solutions in the induced pluripotent stem cell (iPSC)-based neuroscience, immune cell, and cardiac disease modelling, drug discovery and screening within pharma and biotechnology companies. On 1 April 2021, the Company invested £650,906 in CENSO Biotechnologies.

On the 29 March 2020, the company made a £375,000 investment into Invizius. Invizius addresses the side effects of dialysis patients. Currently life expectancy on dialysis is just one-third of normal, and half of patients die from cardiovascular complications. The problem is the immune system sees the dialysis filter as a foreign body, creating inflammation that damages the cardiovascular system over time, and multiple treatments. Invizius's H-Guard™ product is a powerful anti-inflammatory that can be used to coat the filter surface to 'hide' it and prevent an immune response. The innovative technology also has potential for use with devices such as heart and lung machines, stents, and grafts or in organ and cell transplants.

Since the year end the Company has made a further allotment of Ordinary shares. On 1 April 2021, a further 7,103,371 Ordinary shares were allotted at an average price of 65 pence per share.

Cornerstone FS plc was listed on the AIM market on 6 April trading at 61.5 pence per share.

The Company made a follow-on investment of £50,000 into Arcis Biotechnology holdings on 30 April 2021.

On 10 May 2021, the Company's holdings in Open Orphan plc were fully divested for a consideration of £100,000 resulting in a 1.8x return.

In light of the regulations on social distancing, the Board is considering contingency plans for the 2021 AGM taking into account the evolving nature of the regulations and announcements from the Financial Reporting Council and the Financial Conduct Authority. Please refer to the Notice of Meeting from page 86 of this document.

Notice of Annual General Meeting

NOTICE IS HEREBY GIVEN that the tenth ANNUAL GENERAL MEETING of Calculus VCT plc (the "Company") will be held at 12.30 pm on 8 July 2021. In light of the unprecedented restrictions on movement and gatherings due to the COVID-19 crisis, the meeting will take place via video conferencing. Further details regarding how the meeting will be convened, and instructions for joining, will be made available on the Company's website (<https://www.calculuscapital.com/calculus-vct-plc-annual-general-meeting/>) nearer the designated date for the meeting.

The meeting is called to consider and, if thought fit, pass the following resolutions:

Ordinary resolutions

1. To receive and adopt the Strategic Report, Directors' Report and Auditors' Report and the audited Accounts for the year ended 28 February 2021.
2. To receive and approve the Directors' Remuneration Report for the year ended 28 February 2021.
3. To receive and approve the Directors' Remuneration Policy.
4. To declare a final dividend of 3.02p per Ordinary share of 1p each.
5. To re-elect Mr John Glencross as a Director.
6. To re-elect Ms Janine Nicholls as a Director.
7. To re-elect Ms Jan Ward as a Director.
8. To re-elect Ms Claire Olsen as a Director.
9. To re-appoint BDO LLP as Auditor to the Company to hold office until the conclusion of the next annual general meeting of the Company.
10. To authorise the Directors to determine the remuneration of the Auditor.
11. THAT, in addition to existing authorities, the Directors be and hereby are generally and unconditionally authorised in accordance with section 551 of the Companies Act 2006 (the "Act") to exercise all powers of the Company to allot shares in the Company and to grant rights to subscribe for, or convert any security into, shares in the Company; in respect of the Ordinary shares of 1p each in the capital of the Company ("Ordinary shares"), with an aggregate nominal value of up to but not exceeding £200,000 pursuant to one or more public offers for subscription and where the proceeds may be used in whole or part to purchase shares in the capital of the Company, such authority to expire on the conclusion of the annual general meeting to be held in 2022 save that the Company shall be entitled to make offers or agreements before the expiry of such authority which would or might require shares to be allotted and issued after such expiry and the Directors shall be entitled to allot shares pursuant to any such offer or agreement as if this authority had not expired.

Special resolutions

12. THAT, in addition to all other existing authorities, the directors be and are generally and unconditionally authorised in accordance with section 570 of the Act to allot equity securities (within the meaning of section 560 of the Act) for cash pursuant to the authority conferred by Resolution 11 above as if section 561(1) of the Act did not apply to any such allotment, provided that this power shall expire on the conclusion of the annual general meeting of the Company to be held in 2022.
13. THAT, in substitution for existing authorities, the Company be and hereby is empowered to make one or more market purchases within the meaning of section 693(4) of the Act of its own shares (either for cancellation or for the retention as treasury shares for future re-issue or transfer) provided that:
 - a. the aggregate number of Ordinary shares which may be purchased shall not exceed 3,000,000, or, if lower, such number of Ordinary shares as shall equal 15 per cent of the issued Ordinary share capital;
 - b. the minimum price which may be paid per share is 1p, the nominal value thereof; the maximum price which may be paid per share is an amount equal to the higher of (a) 105 per cent of the average of the middle market quotation per share taken from the London Stock Exchange daily official list for the five business days immediately preceding the day on which such share is to be purchased; and (b) the amount stipulated by Article 5(1) of the Buy Back and Stabilisation Regulation 2003;
 - c. the authority conferred by this resolution shall expire on the conclusion of the annual general meeting of the Company to be held in 2022, unless such authority is renewed prior to such time; and
 - d. the Company may make a contract to purchase shares under the authority conferred by this resolution prior to the expiry of such authority which will or may be executed wholly or partly after the expiration of such authority and may make a purchase of such shares pursuant to such contract.
14. THAT the Company be and is hereby generally and unconditionally authorised to hold general meetings (other than annual general meetings) on 14 clear days' notice.
15. THAT the share premium account and the capital redemption reserve each be cancelled.

By order of the Board

Calculus Capital Limited Company Secretary

20 May 2021

Notes

1. To be entitled to attend and vote at the meeting (and for the purposes of the determination by the Company of the votes they may cast), members must be registered in the Register of Members of the Company at close of business on 6 July 2021 (or, in the event of any adjournment, close of business two days prior to the adjourned meeting). Changes to the Register of Members of the Company after the relevant deadline shall be disregarded in determining the rights of any person to attend and vote at the meeting.
2. A member entitled to attend and vote at the meeting is entitled to appoint a proxy or proxies to attend, speak and vote on his or her behalf. A proxy need not also be a member but must attend the meeting to represent you. Details of how to appoint the Chairman of the meeting or another person as your proxy using the proxy form are set out in the notes to the proxy form. If you wish your proxy to speak on your behalf at the meeting you will need to appoint your own choice of proxy (not the Chairman) and give your instructions directly to them.
3. To appoint more than one proxy, you will need to complete a separate proxy form in relation to each appointment (you may photocopy the proxy form), stating clearly on each proxy form how many shares the proxy is appointed in relation to. A failure to specify the number of shares to which each proxy appointment relates or specifying an aggregate number of shares in excess of those held by the member will result in the proxy appointment being invalid. Please indicate if the proxy instruction is one of multiple instructions being given. All proxy forms must be signed and should be returned together in the same envelope.
4. A personalised form of proxy is enclosed with shareholders' copies of this document. To be valid, it should be lodged with the Company's registrars, The City Partnership (UK) Limited at the address printed on the proxy form so as to be received not later than 48 hours (excluding weekends and bank holidays) before the time appointed for the meeting or any adjourned meeting or, in the case of a poll taken subsequent to the date of the meeting or adjourned meeting, so as to be received no later than 24 hours before the time appointed for taking the poll. A member may return a proxy form in their own envelope with the address The City Partnership (UK) Limited, Suite 2 Park Valley House, Park Valley Mills, Meltham Road, Huddersfield, HD4 7BH. As an alternative to completing the hard-copy form of proxy, you can appoint a proxy electronically by emailing a scanned copy of the signed form of proxy to proxies@city.uk.com.

For an electronic proxy appointment to be valid, your appointment must be received by The City Partnership (UK) Limited not later than 48 hours (excluding weekends and bank holidays) before the time appointed for the meeting or any adjourned meeting or, in the case of a poll taken subsequent to the date of the meeting or adjourned meeting, so as to be received no later than 24 hours before the time appointed for taking the poll.
5. Appointment of a proxy will not preclude a member from subsequently attending and voting at the meeting should the member subsequently decide to do so. A member can only appoint a proxy using the procedures set out in these notes and the notes to the proxy card. The termination of the authority of a person to act as a proxy must be notified to the Company in writing. Amended instructions must be received by the Company's registrars by the deadline for receipt of proxies.
6. Ordinary shares carry equal voting rights and a member present in person or by proxy shall have one vote on a show of hands and on a poll shall have one vote for every share of which he/she is the holder.
7. A person authorised by a corporation is entitled to exercise (on behalf of the corporation) the same powers as the corporation could exercise if it were an individual member of the Company. On a vote on a resolution on a show of hands, each authorised person has the same voting rights as the corporation would be entitled to. On a vote on a resolution on a poll, if more than one authorised person purports to exercise a power in respect of the same shares, if they purport to exercise the power in the same way, the power is treated as exercised; if they do not purport to exercise the power in the same way, the power is treated as not exercised.
8. Any person receiving a copy of this Notice as a person nominated by a member to enjoy information rights under section 146 of the Companies Act 2006 (a "Nominated Person") should note that the provisions in Notes 2 and 3 above concerning the appointment of a proxy or proxies to attend the meeting in place of a member, do not apply to a Nominated Person as only shareholders have the right to appoint a proxy. However, a Nominated Person may have a right under an agreement between the Nominated Person and the member by whom he or she was nominated to be appointed, or to have someone else appointed, as a proxy for the meeting. If a Nominated Person has no such proxy appointment right or does not wish to exercise it, he/she may have a right under such an agreement to give instructions to the member as to the exercise of voting rights at the meeting.

9. Nominated persons should also remember that their main point of contact in terms of their investment in the Company remains the member who nominated the Nominated Person to enjoy information rights (or, perhaps the custodian or broker who administers the investment on their behalf). Nominated Persons should continue to contact that member, custodian or broker (and not the Company) regarding any changes or queries relating to the Nominated Person's personal details and interest in the Company (including any administrative matter). The only exception to this is where the Company expressly requests a response from a Nominated Person.
10. As at the date of this notice, the Company's issued share capital and total voting rights amounted to 38,496,463 Ordinary shares carrying one vote each.
11. Section 319A of the Companies Act 2006 requires the Directors to answer any question raised at the meeting which relates to the business of the meeting, although no answer need be given
12. (a) if to do so would interfere unduly with the preparation of the meeting or involve disclosure of confidential information;
- (b) if the answer has already been given on the Company's website; or
- (c) if it is undesirable in the best interests of the Company or the good order of the meeting. You may alternatively submit your question in advance by letter addressed to the Company Secretary at the registered office.
13. Members satisfying the thresholds in section 527 of the Companies Act 2006 can require the Company to publish a statement on its website setting out any matter relating to (a) the audit of the Company's accounts (including the auditor's report and the conduct of the audit) that are to be laid before the Annual General Meeting; or (b) any circumstances connected with an auditor of the Company ceasing to hold office since the last Annual General Meeting, that the members propose to raise at the meeting. The Company cannot require the members requesting the publication to pay its expenses. Any statement required to be placed on the website must also be sent to the Company's auditors no later than the time it makes its statement available on the website. The business which may be dealt with at the meeting includes any statement that the Company has been required to publish on its website.
14. By attending the meeting, members and their proxies and representatives are understood by the Company to have agreed to receive any communications relating to the Company's shares made at the meeting.
15. Members satisfying the thresholds in section 338 of the Companies Act 2006 may require the Company to give, to members of the Company entitled to receive notice of the meeting, notice of a resolution which those members intend to move (and which may properly be moved) at the meeting. A resolution may properly be moved at the meeting unless
 - (i) it would, if passed, be ineffective (whether by reason of any inconsistency with any enactment or the Company's constitution or otherwise); (ii) it is defamatory of any person; or (iii) it is frivolous or vexatious. A request made pursuant to this right may be in hard copy or electronic form, must identify the resolution of which notice is to be given, must be authenticated by the person(s) making it and must be received by the Company not later than six weeks before the date of the meeting.
16. Members satisfying the thresholds in section 338A of the Companies Act 2006 may request the Company to include in the business to be dealt with at the meeting any matter (other than a proposed resolution) which may properly be included in the business at the meeting. A matter may properly be included in the business at the Annual General Meeting unless (i) it is defamatory of any person or (ii) it is frivolous or vexatious. A request made pursuant to this right may be in hard copy or electronic form, must identify the matter to be included in the business, must be accompanied by a statement setting out the grounds for the request, must be authenticated by the person(s) making it and must be received by the Company not later than six weeks before the date of the meeting.
17. The Annual Report incorporating this notice of meeting and, if applicable, any members' statements, members' resolutions or members' matters of business received by the Company after the dates of this notice will be available on the website of Calculus Capital Limited, www.calculuscapital.com/calculus-vct.
18. None of the Directors has a contract of service with the Company. A copy of the letters of appointment of the Directors will be available for inspection at the registered office of the Company during usual business hours on any weekday (except weekends and public holidays) until the date of the meeting and at the place of the meeting for a period of fifteen minutes prior to and during the meeting.

Shareholder Information

Payment of Dividends

Cash dividends will be sent by cheque to the first-named shareholder on the share register at their registered address, together with a tax voucher. At shareholders' request, dividends may instead be paid direct into the shareholder's bank account through the Bankers' Automated Clearing System ("BACS"). This may be arranged by contacting the Company's Registrars on 01484 240 910 or by visiting the website at www.city.uk.com.

Price and Performance Information

The Company's Ordinary shares are listed on the London Exchange and share prices can be found on their website, www.londonstockexchange.com. The Company's net asset value is announced quarterly and can also be viewed on the London Stock Exchange website or the Calculus Capital Limited website, www.calculuscapital.com/calculus-vct.

Share Register Enquiries

The Company's Registrars, The City Partnership (UK) Limited, maintain the share register. In the event of queries regarding your shareholding, please contact the Registrars on 01484 240 910 or by visiting the website at www.city.uk.com.

General Data Protection Regulation

Calculus VCT plc may collect personal information about shareholders in order to verify their identity, comply with legal, tax and regulatory reporting obligations and to manage their shareholdings including the payment of dividends. This information may be shared with third parties including the Company's registrars, the Company's professional advisers, the Company's administrators and shareholders' financial advisers.

Full details of how shareholders' data is collected, used and stored and details of shareholders' rights in relation to their data is contained in the Company's privacy policy which will be displayed on the Company's website www.calculuscapital.com/calculus-vct/

Glossary of Terms

Accumulated Shareholder Value

The sum of the current NAV and cumulative dividends paid to date.

Alternative performance measure (APM)

An Alternative performance measure is a measure of a past or future financial position, performance or cash flows that is not prescribed by the relevant accounting standards.

Annual Yield

This is used to show the real rate of return on the portfolio. The annual yield is calculated by dividing the final proposed dividend over the net asset value per share.

C share fund

The net assets of the Company attributable to the former C shares (including any income and/or revenue arising from or relating to such assets) prior to the merger of the share classes.

D share fund

The net assets of the Company attributable to the D shares (including any income and/or revenue arising from or relating to such assets) prior to the merger of the share classes.

Final Dividend Proposed

The dividend declared or proposed to be distributed among the shareholders of the Company during a financial year which will be paid in the next financial year.

IPEV Guidelines

The International Private Equity and Venture Capital Valuation Guidelines published in December 2019, used for the valuation of unquoted investments.

Net Asset Value or NAV per share

Shareholders' funds expressed as an amount per share. Shareholders' funds are the total value of a company's assets, at current market value, having deducted all prior charges at their par value (or at their market value).

Old ordinary share fund

The net assets of the Company attributable to the old Ordinary shares (including any income and/or revenue arising from or relating to such assets) prior to the merger of the share classes.

Ordinary share Fund

The net assets of the Company attributable to the new Ordinary shares (including any income and/or revenue arising from or relating to such assets).

Portfolio Income Yield

The amount of investment income generated by the portfolio during a certain period of time, expressed as a percentage. Portfolio income yield is calculated by dividing the total investment income during the period over the total cost of the portfolio.

Share Price discount

The difference between the share price and the net asset value per share expressed as a percentage.

Total return per share

Total return per share is a non-GAAP Alternative Performance Measure ("APM"). It is taken from the Income Statement on page 63 and is calculated by taking the total profit or loss for the period and dividing by the weighted average number of shares. This has been selected to provide better understanding of the Company's performance over the period on a per share basis.

VCT Value

The value of an investment calculated in accordance with section 278 of the Income Tax Act 2007 (as amended).

Qualifying Investments

An unquoted (or AIM-traded) company which satisfies the requirements of Part 4, Chapter 6 of the Income Tax Act 2007 (as amended).

Company Information

Directors

Jan Ward (Chairman)
Janine Nicholls
John Glencross
Claire Olsen

Auditor

BDO LLP
55 Baker Street
Marylebone
London W1U 7EU

Registered Office

104 Park Street
London W1K 6NF
Telephone: 020 7493 4940

Broker

Nplus1 Singer Advisory LLP
One Hanover Street
London W1S 1YZ

Company Number

07142153

Sponsor

Beaumont Cornish Limited
10th Floor, 30 Crown Pl, Hackney,
London EC2M 2SJ

Qualifying Investments Manager

Calculus Capital Limited
104 Park Street
London W1K 6NF
Telephone: 020 7493 4940
Website: www.calculuscapital.com

Registrars

The City Partnership (UK) Limited
Suite 2 Park Valley House
Park Valley Mills
Meltham Road
Huddersfield HD4 7BH
Telephone: 01484 240 910

Fund Administrator

Link Alternative Fund Administrators Limited
Beaufort House
51 New North Road
Exeter EX4 4EP

Company Secretary

Calculus Capital Limited
104 Park Street
London W1K 6NF

Calculus
CAPITAL